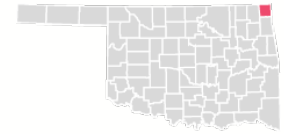


Ottawa County

COUNTY SEAT: **Miami**

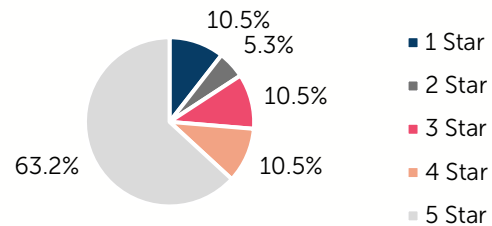
QUALITY RANK: **12**



Need: Children Needing Care While Parents Work

AGE	CHILD POPULATION	CHILDREN WITH WORKING PARENTS	
	NUMBER	NUMBER	PERCENT
0-5	2,153	1,524	70.8%
6-12	2,923	1,992	68.1%
0-12	5,076	3,516	69.3%

Quality: Star Ratings For Child Care Facilities



Availability: Licensed Child Care

	NUMBER OF FACILITIES	TOTAL CAPACITY	DHS SUBSIDY
COUNTY TOTAL	19	974	96.6%
CENTERS	12	910	100.0%
HOMES	7	64	48.4%

Amount Of Care Sought

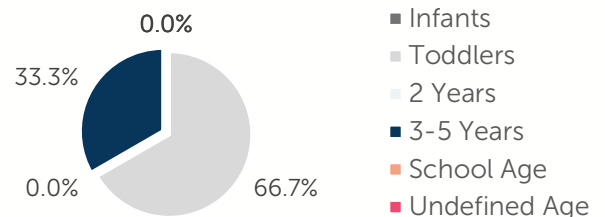
0.0%

- Full-Time
- Part-Time

Affordability: Child Care Cost

CENTERS AVERAGE FULL-TIME WEEKLY		HOMES AVERAGE FULL-TIME WEEKLY	
UNDER 1	\$208.75	UNDER 1	\$147.42
1 YEAR	\$187.78	1 YEAR	\$141.17
2 YEARS	\$176.68	2 YEARS	\$135.50
3 YEARS	\$175.55	3 YEARS	\$125.92
4-5 YEARS	\$154.73	4-5 YEARS	\$122.58
KINDERGARTEN	\$140.38	KINDERGARTEN	\$114.58
SCHOOL AGE+	\$120.56	SCHOOL AGE+	\$114.50

Ages For Whom Care Is Sought



8.0% of children whose parents work receive child care paid for by OKDHS subsidy.
n/a: no facilities operate in the county, #: no data reported for county

Early Education

AGE	4 YEAR OLD PRE-KINDERGARTEN		KINDERGARTEN	
	½ DAY	FULL DAY	½ DAY	FULL DAY
# OF DISTRICTS	0	7	0	7
# ENROLLED	0	316	0	394

84.0% of 4 year olds are enrolled in a full or part day Pre-K program.
103.1% of 5 year olds are enrolled in a full or part day Kindergarten program.

Non-traditional Schedules Sought

0.0%

- Evening
- Before School
- Overnight
- 24 Hour
- After School
- Weekend

FOR INFO ABOUT CHILD CARE IN THIS COUNTY CONTACT:

Oklahoma Partnership for School Readiness
405-429-4219 | www.okschoolreadiness.org