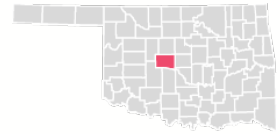


Canadian County

**COUNTY
SEAT: El Reno**

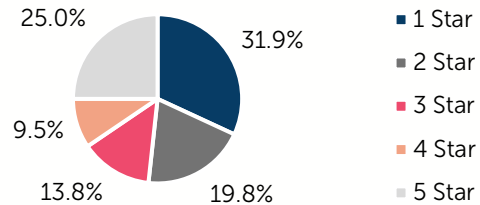
**QUALITY
RANK: 50**



Need: Children Needing Care While Parents Work

AGE	CHILD POPULATION	CHILDREN WITH WORKING PARENTS	
	NUMBER	NUMBER	PERCENT
0-5	12,716	9,215	72.5%
6-12	17,094	13,407	78.4%
0-12	29,810	22,622	75.9%

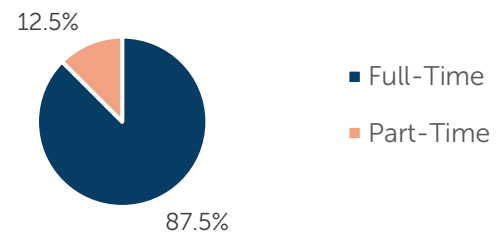
**Quality: Star Ratings For
Child Care Facilities**



Availability: Licensed Child Care

	NUMBER OF FACILITIES	TOTAL CAPACITY	DHS SUBSIDY
COUNTY TOTAL	115	4,531	80.3%
CENTERS	38	3,864	86.3%
HOMES	77	667	45.6%

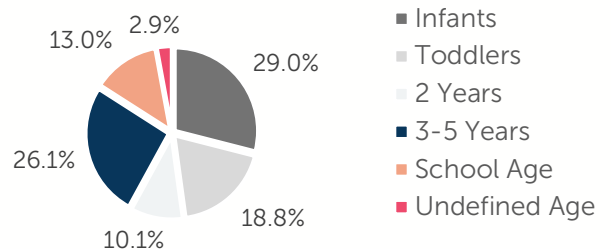
Amount Of Care Sought



Affordability: Child Care Cost

CENTERS AVERAGE FULL-TIME WEEKLY		HOMES AVERAGE FULL-TIME WEEKLY	
UNDER 1	\$241.14	UNDER 1	\$191.63
1 YEAR	\$214.06	1 YEAR	\$185.02
2 YEARS	\$203.55	2 YEARS	\$180.64
3 YEARS	\$192.55	3 YEARS	\$180.25
4-5 YEARS	\$181.41	4-5 YEARS	\$175.78
KINDERGARTEN	\$136.67	KINDERGARTEN	\$160.37
SCHOOL AGE+	\$129.17	SCHOOL AGE+	\$152.35

Ages For Whom Care Is Sought

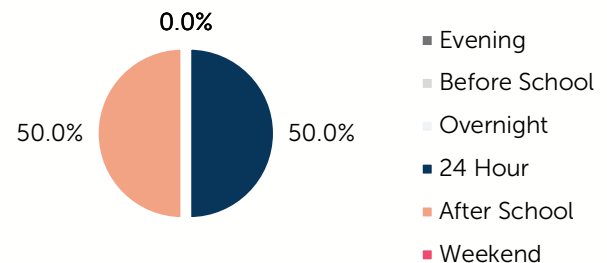


7.3% of children whose parents work receive child care paid for by OKDHS subsidy.
n/a: no facilities operate in the county, #: no data reported for county

Early Education

AGE	4 YEAR OLD PRE-KINDERGARTEN		KINDERGARTEN	
	½ DAY	FULL DAY	½ DAY	FULL DAY
# OF DISTRICTS	2	10	1	10
# ENROLLED	61	1,390	1	2,246

Non-traditional Schedules Sought



64.0% of 4 year olds are enrolled in a full or part day Pre-K program.
96.1% of 5 year olds are enrolled in a full or part day Kindergarten program.

FOR INFO ABOUT CHILD CARE IN THIS COUNTY CONTACT:

Oklahoma Partnership for School Readiness
405-429-4219 | www.okschoolreadiness.org