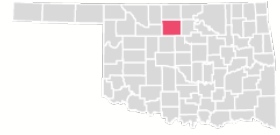


## Garfield County

COUNTY SEAT: **Enid**

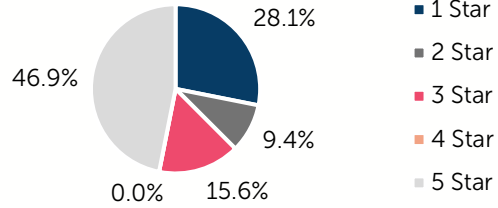
QUALITY RANK: **11**



**Need:** Children Needing Care While Parents Work

AGE	CHILD POPULATION	CHILDREN WITH WORKING PARENTS	
	NUMBER	NUMBER	PERCENT
0-5	5,117	3,115	60.9%
6-12	6,570	5,206	79.2%
0-12	11,687	8,321	71.2%

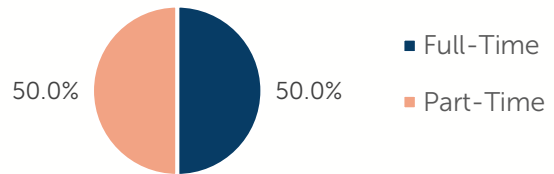
Quality: Star Ratings For Child Care Facilities



**Availability:** Licensed Child Care

	NUMBER OF FACILITIES	TOTAL CAPACITY	DHS SUBSIDY
COUNTY TOTAL	33	1,627	84.4%
CENTERS	15	1,486	87.6%
HOMES	18	141	50.4%

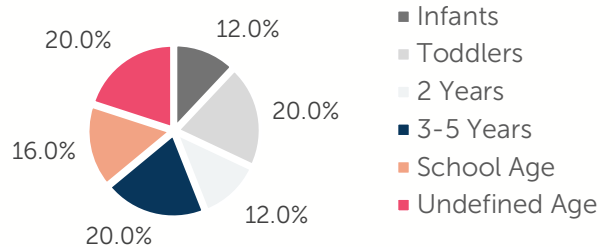
Amount Of Care Sought



**Affordability:** Child Care Cost

CENTERS AVERAGE FULL-TIME WEEKLY		HOMES AVERAGE FULL-TIME WEEKLY	
UNDER 1	\$192.63	UNDER 1	\$172.19
1 YEAR	\$180.75	1 YEAR	\$169.38
2 YEARS	\$164.25	2 YEARS	\$166.76
3 YEARS	\$159.25	3 YEARS	\$165.59
4-5 YEARS	\$135.56	4-5 YEARS	\$144.62
KINDERGARTEN	\$107.50	KINDERGARTEN	\$127.50
SCHOOL AGE+	\$104.17	SCHOOL AGE+	\$116.00

Ages For Whom Care Is Sought

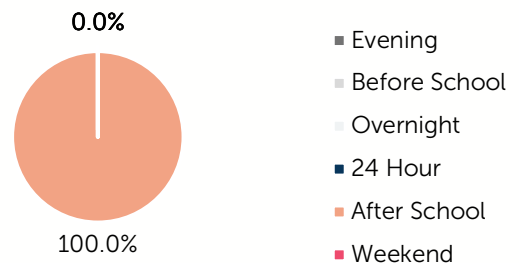


9.2% of children whose parents work receive child care paid for by OKDHS subsidy.  
n/a: no facilities operate in the county, #: no data reported for county

Early Education

AGE	4 YEAR OLD PRE-KINDERGARTEN		KINDERGARTEN	
	½ DAY	FULL DAY	½ DAY	FULL DAY
# OF DISTRICTS	0	8	0	8
# ENROLLED	0	509	0	728

Non-traditional Schedules Sought



56.6% of 4 year olds are enrolled in a full or part day Pre-K program.  
79.5% of 5 year olds are enrolled in a full or part day Kindergarten program.

FOR INFO ABOUT CHILD CARE IN THIS COUNTY CONTACT:

Oklahoma Partnership for School Readiness  
405-429-4219 | [www.okschoolreadiness.org](http://www.okschoolreadiness.org)