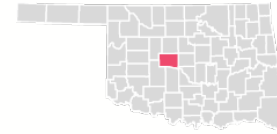


## Canadian County

**COUNTY  
SEAT: El Reno**

**QUALITY  
RANK: 40**



**Need:** Children Needing Care While Parents Work

AGE	CHILD POPULATION	CHILDREN WITH WORKING PARENTS	
	NUMBER	NUMBER	PERCENT
0-5	12,716	8,923	70.2%
6-12	17,094	13,358	78.1%
0-12	29,810	22,281	74.7%

**Availability:** Licensed Child Care

	NUMBER OF FACILITIES	TOTAL CAPACITY	DHS SUBSIDY
<b>COUNTY TOTAL</b>	123	4,681	79.1%
<b>CENTERS</b>	39	3,949	85.5%
<b>HOMES</b>	84	732	44.5%

**Affordability:** Child Care Cost

CENTERS AVERAGE FULL-TIME WEEKLY		HOMES AVERAGE FULL-TIME WEEKLY	
UNDER 1	\$231.61	UNDER 1	\$186.86
1 YEAR	\$208.11	1 YEAR	\$179.46
2 YEARS	\$194.01	2 YEARS	\$171.04
3 YEARS	\$185.01	3 YEARS	\$171.03
4-5 YEARS	\$175.16	4-5 YEARS	\$168.25
KINDERGARTEN	\$137.29	KINDERGARTEN	\$157.90
SCHOOL AGE+	\$131.81	SCHOOL AGE+	\$156.75

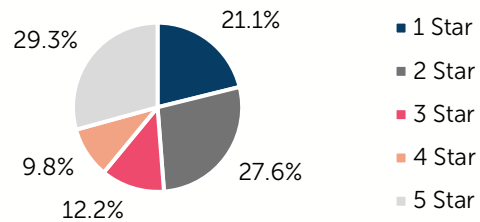
6.9% of children whose parents work receive child care paid for by OKDHS subsidy.  
n/a: no facilities operate in the county, #: no data reported for county

Early Education

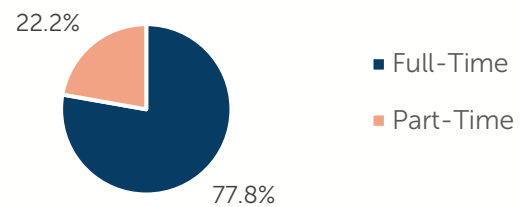
AGE	4 YEAR OLD PRE-KINDERGARTEN		KINDERGARTEN	
	½ DAY	FULL DAY	½ DAY	FULL DAY
# OF SITES	3	23	0	23
# ENROLLED	68	1,389	0	2,272

64.2% of 4 year olds are enrolled in a full or part day Pre-K program.  
97.1% of 5 year olds are enrolled in a full or part day Kindergarten program.

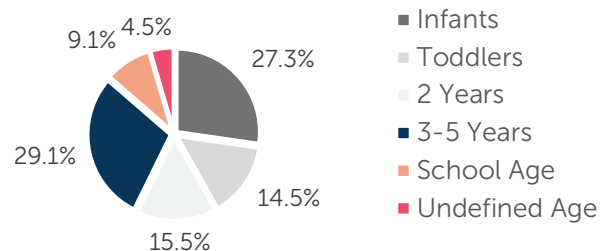
Quality: Star Ratings For Child Care Facilities



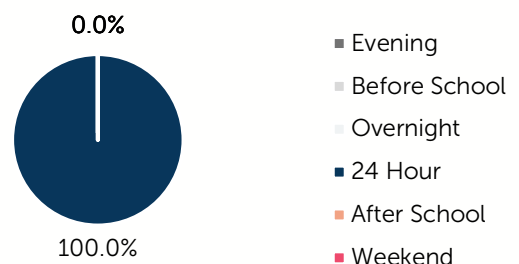
Amount Of Care Sought



Ages For Whom Care Is Sought



Non-traditional Schedules Sought



FOR INFO ABOUT CHILD CARE IN THIS COUNTY CONTACT:

Oklahoma Partnership for School Readiness  
405-429-4219 | [www.okschoolreadiness.org](http://www.okschoolreadiness.org)