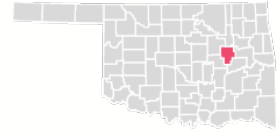


Okmulgee County

COUNTY SEAT: Okmulgee

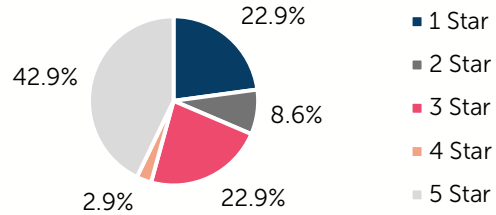
QUALITY RANK: 53



Need: Children Needing Care While Parents Work

AGE	CHILD POPULATION	CHILDREN WITH WORKING PARENTS	
	NUMBER	NUMBER	PERCENT
0-5	2,431	1,478	60.8%
6-12	3,432	2,410	70.2%
0-12	5,863	3,888	66.3%

Quality: Star Ratings For Child Care Facilities



Availability: Licensed Child Care

	NUMBER OF FACILITIES	TOTAL CAPACITY	DHS SUBSIDY
COUNTY TOTAL	34	870	72.5%
CENTERS	15	672	68.3%
HOMES	19	198	86.9%

Amount Of Care Sought

0.0%

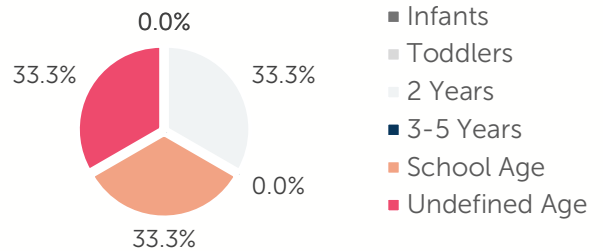
- Full-Time
- Part-Time

Affordability: Child Care Cost

CENTERS AVERAGE FULL-TIME WEEKLY		HOMES AVERAGE FULL-TIME WEEKLY	
UNDER 1	\$167.27	UNDER 1	\$167.96
1 YEAR	\$162.73	1 YEAR	\$165.83
2 YEARS	\$160.95	2 YEARS	\$156.54
3 YEARS	\$146.36	3 YEARS	\$151.42
4-5 YEARS	\$129.50	4-5 YEARS	\$138.82
KINDERGARTEN	\$114.00	KINDERGARTEN	\$127.50
SCHOOL AGE+	\$106.75	SCHOOL AGE+	\$122.50

8.9% of children whose parents work receive child care paid for by OKDHS subsidy.
n/a: no facilities operate in the county, #: no data reported for county

Ages For Whom Care Is Sought



Early Education

AGE	4 YEAR OLD PRE-KINDERGARTEN		KINDERGARTEN	
	½ DAY	FULL DAY	½ DAY	FULL DAY
# OF DISTRICTS	0	9	0	9
# ENROLLED	0	328	0	459

74.4% of 4 year olds are enrolled in a full or part day Pre-K program.
105.5% of 5 year olds are enrolled in a full or part day Kindergarten program.

Non-traditional Schedules Sought

0.0%

- Evening
- Before School
- Overnight
- 24 Hour
- After School
- Weekend

FOR INFO ABOUT CHILD CARE IN THIS COUNTY CONTACT:

Oklahoma Partnership for School Readiness
405-429-4219 | www.okschoolreadiness.org