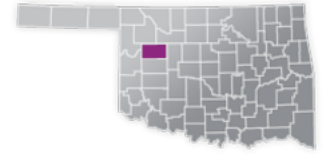




## DEWEY COUNTY

COUNTY SEAT: TALOGA  
QUALITY RANK: 76



### NEED: CHILDREN NEEDING CARE WHILE PARENTS WORK

| AGE  | CHILD POPULATION | CHILDREN WITH WORKING PARENTS |         |
|------|------------------|-------------------------------|---------|
|      | NUMBER           | NUMBER                        | PERCENT |
| 0-5  | 364              | 192                           | 52.7%   |
| 6-12 | 505              | 287                           | 56.7%   |
| 0-12 | 869              | 479                           | 55.1%   |

### AVAILABILITY: LICENSED CHILD CARE

|              | NUMBER OF FACILITIES | TOTAL CAPACITY | DHS SUBSIDY |
|--------------|----------------------|----------------|-------------|
| COUNTY TOTAL | 5                    | 35             | 20.0%       |
| CENTERS      | 0                    | 0              | 0.0%        |
| HOMES        | 5                    | 35             | 20.0%       |

### AFFORDABILITY: CHILD CARE COST

| CENTERS<br>AVERAGE FULL-TIME WEEKLY |     | HOMES<br>AVERAGE FULL-TIME WEEKLY |          |
|-------------------------------------|-----|-----------------------------------|----------|
| UNDER 1                             | n/a | UNDER 1                           | \$125.00 |
| 1 YEAR                              | n/a | 1 YEAR                            | \$119.00 |
| 2 YEARS                             | n/a | 2 YEARS                           | \$119.00 |
| 3 YEARS                             | n/a | 3 YEARS                           | \$119.00 |
| 4-5 YEARS                           | n/a | 4-5 YEARS                         | \$117.50 |
| KINDERGARTEN                        | n/a | KINDERGARTEN                      | \$102.50 |
| SCHOOL AGE+                         | n/a | SCHOOL AGE+                       | \$125.00 |

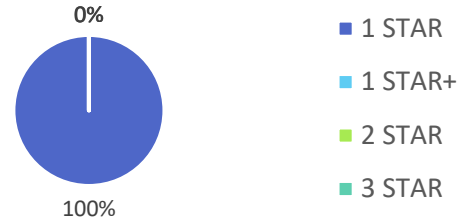
2.9% of children whose parents work receive childcare paid for by OKDHS subsidy.  
n/a: no facilities operate in the county, #: no data reported for county

### EARLY EDUCATION

| AGE        | 4 YEAR OLD PRE-KINDERGARTEN |          | KINDERGARTEN |          |
|------------|-----------------------------|----------|--------------|----------|
|            | ½ DAY                       | FULL DAY | ½ DAY        | FULL DAY |
| # OF SITES | 0                           | 3        | 0            | 3        |
| # ENROLLED | 0                           | 51       | 0            | 59       |

64.6% of 4 year olds are enrolled in a full or part day Pre-K program.  
86.8% of 5 year olds are enrolled in a full or part day Kindergarten program.


### QUALITY: STAR RATINGS FOR CHILD CARE FACILITIES



### AMOUNT OF CARE SOUGHT



### AGES FOR WHOM CARE IS SOUGHT



### NON-TRADITIONAL SCHEDULES SOUGHT

