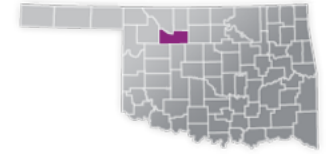




MAJOR COUNTY

COUNTY SEAT:
FAIRVIEW

QUALITY RANK:
44



NEED: CHILDREN NEEDING CARE WHILE PARENTS WORK

AGE	CHILD POPULATION	CHILDREN WITH WORKING PARENTS	
	NUMBER	NUMBER	PERCENT
0-5	533	253	47.5%
6-12	660	307	46.6%
0-12	1,193	560	47.0%

AVAILABILITY: LICENSED CHILD CARE

	NUMBER OF FACILITIES	TOTAL CAPACITY	DHS SUBSIDY
COUNTY TOTAL	27	1,083	44.4%
CENTERS	17	988	58.8%
HOMES	10	95	20.0%

AFFORDABILITY: CHILD CARE COST

CENTERS AVERAGE FULL-TIME WEEKLY		HOMES AVERAGE FULL-TIME WEEKLY	
UNDER 1	\$169.50	UNDER 1	\$152.50
1 YEAR	\$159.00	1 YEAR	\$147.78
2 YEARS	\$147.90	2 YEARS	\$142.78
3 YEARS	\$137.64	3 YEARS	\$140.56
4-5 YEARS	\$127.42	4-5 YEARS	\$140.56
KINDERGARTEN	\$109.45	KINDERGARTEN	\$130.00
SCHOOL AGE+	\$102.42	SCHOOL AGE+	\$130.00

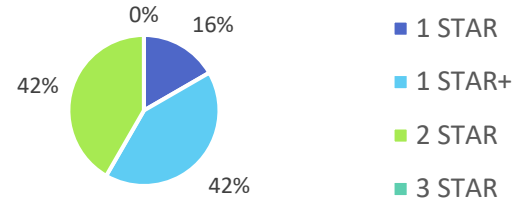
55.7% of children whose parents work receive childcare paid for by OKDHS subsidy.
n/a: no facilities operate in the county, #: no data reported for county

EARLY EDUCATION

AGE	4 YEAR OLD PRE-KINDERGARTEN		KINDERGARTEN	
	½ DAY	FULL DAY	½ DAY	FULL DAY
# OF SITES	2	3	1	4
# ENROLLED	39	27	6	113

66.0% of 4 year olds are enrolled in a full or part day Pre-K program.
100.0% of 5 year olds are enrolled in a full or part day Kindergarten program.


QUALITY: STAR RATINGS FOR CHILD CARE FACILITIES



AMOUNT OF CARE SOUGHT



AGES FOR WHOM CARE IS SOUGHT



NON-TRADITIONAL SCHEDULES SOUGHT

