



## WASHINGTON COUNTY

COUNTY SEAT:  
BARTLESVILLE

QUALITY  
RANK: 40



### NEED: CHILDREN NEEDING CARE WHILE PARENTS WORK

AGE	CHILD POPULATION	CHILDREN WITH WORKING PARENTS	
	NUMBER	NUMBER	PERCENT
0-5	3,498	2,020	57.7%
6-12	4,633	3,344	72.2%
0-12	8,131	5,364	66.0%

### AVAILABILITY: LICENSED CHILD CARE

	NUMBER OF FACILITIES	TOTAL CAPACITY	DHS SUBSIDY
COUNTY TOTAL	37	1,538	59.5%
CENTERS	23	1,425	65.2%
HOMES	14	113	50.0%

### AFFORDABILITY: CHILD CARE COST

CENTERS AVERAGE FULL-TIME WEEKLY		HOMES AVERAGE FULL-TIME WEEKLY	
UNDER 1	\$165.35	UNDER 1	\$136.30
1 YEAR	\$147.45	1 YEAR	\$135.78
2 YEARS	\$142.06	2 YEARS	\$135.25
3 YEARS	\$133.58	3 YEARS	\$134.73
4-5 YEARS	\$122.98	4-5 YEARS	\$133.68
KINDERGARTEN	\$116.66	KINDERGARTEN	\$142.46
SCHOOL AGE+	\$107.10	SCHOOL AGE+	\$144.12

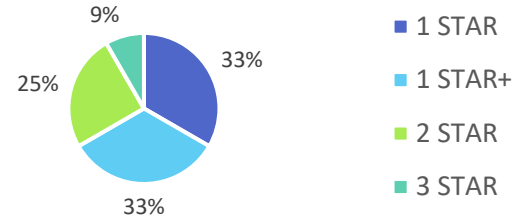
41.8% of children whose parents work receive childcare paid for by OKDHS subsidy.  
n/a: no facilities operate in the county, #: no data reported for county

### EARLY EDUCATION

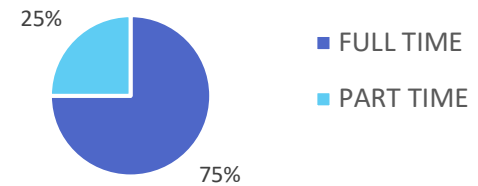
AGE	4 YEAR OLD PRE-KINDERGARTEN		KINDERGARTEN	
	½ DAY	FULL DAY	½ DAY	FULL DAY
# OF SITES	0	9	0	9
# ENROLLED	0	492	0	611

74.0% of 4 year olds are enrolled in a full or part day Pre-K program.  
99.5% of 5 year olds are enrolled in a full or part day Kindergarten program.

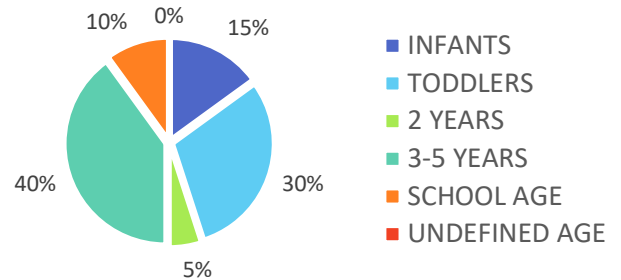
### QUALITY: STAR RATINGS FOR CHILD CARE FACILITIES



### AMOUNT OF CARE SOUGHT



### AGES FOR WHOM CARE IS SOUGHT



### NON-TRADITIONAL SCHEDULES SOUGHT

