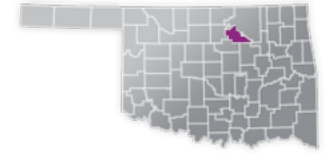




PAWNEE COUNTY

COUNTY SEAT: PAWNEE
QUALITY RANK: 42



NEED: CHILDREN NEEDING CARE WHILE PARENTS WORK

AGE	CHILD POPULATION	CHILDREN WITH WORKING PARENTS	
	NUMBER	NUMBER	PERCENT
0-5	1,060	656	61.9%
6-12	1,635	1,035	63.3%
0-12	2,695	1,691	62.8%

AVAILABILITY: LICENSED CHILD CARE

	NUMBER OF FACILITIES	TOTAL CAPACITY	DHS SUBSIDY
COUNTY TOTAL	10	317	50.0%
CENTERS	4	265	50.0%
HOMES	6	52	50.0%

AFFORDABILITY: CHILD CARE COST

CENTERS AVERAGE FULL-TIME WEEKLY		HOMES AVERAGE FULL-TIME WEEKLY	
UNDER 1	\$132.50	UNDER 1	\$124.45
1 YEAR	\$122.50	1 YEAR	\$116.18
2 YEARS	\$110.00	2 YEARS	\$116.18
3 YEARS	\$110.00	3 YEARS	\$116.18
4-5 YEARS	\$105.00	4-5 YEARS	\$112.85
KINDERGARTEN	\$105.00	KINDERGARTEN	\$106.67
SCHOOL AGE+	\$90.00	SCHOOL AGE+	\$93.33

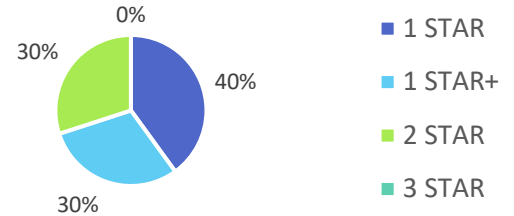
4.6% of children whose parents work receive childcare paid for by OKDHS subsidy.
n/a: no facilities operate in the county, #: no data reported for county

EARLY EDUCATION

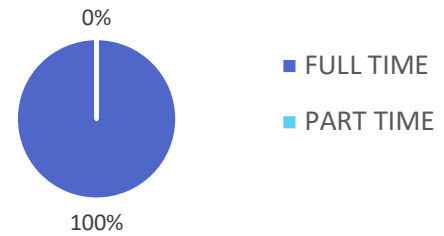
AGE	4 YEAR OLD PRE-KINDERGARTEN		KINDERGARTEN	
	½ DAY	FULL DAY	½ DAY	FULL DAY
# OF SITES	0	3	0	4
# ENROLLED	0	133	0	178

64.9% of 4 year olds are enrolled in a full or part day Pre-K program.
81.3% of 5 year olds are enrolled in a full or part day Kindergarten program.

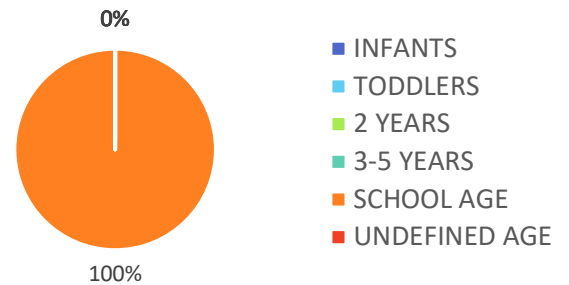
QUALITY: STAR RATINGS FOR CHILD CARE FACILITIES



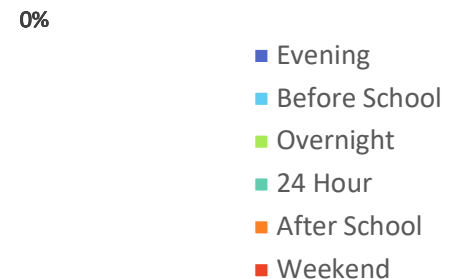
AMOUNT OF CARE SOUGHT



AGES FOR WHOM CARE IS SOUGHT



NON-TRADITIONAL SCHEDULES SOUGHT



FOR INFO ABOUT CHILD CARE IN THIS COUNTY CONTACT: Oklahoma Child Care Resource & Referral Association

405-942-5001 | www.oklahomachildcare.org