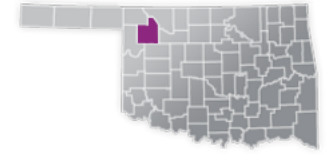




WOODWARD COUNTY

COUNTY SEAT:
WOODWARD

QUALITY
RANK: 53



NEED: CHILDREN NEEDING CARE WHILE PARENTS WORK

AGE	CHILD POPULATION	CHILDREN WITH WORKING PARENTS	
	NUMBER	NUMBER	PERCENT
0-5	1,514	1,103	72.9%
6-12	1,899	1,453	76.5%
0-12	3,413	2,556	74.9%

AVAILABILITY: LICENSED CHILD CARE

	NUMBER OF FACILITIES	TOTAL CAPACITY	DHS SUBSIDY
COUNTY TOTAL	18	509	44.4%
CENTERS	7	417	71.4%
HOMES	11	92	27.3%

AFFORDABILITY: CHILD CARE COST

CENTERS AVERAGE FULL-TIME WEEKLY		HOMES AVERAGE FULL-TIME WEEKLY	
UNDER 1	\$123.33	UNDER 1	\$116.25
1 YEAR	\$120.00	1 YEAR	\$116.67
2 YEARS	\$119.17	2 YEARS	\$117.50
3 YEARS	\$113.33	3 YEARS	\$117.50
4-5 YEARS	\$106.67	4-5 YEARS	\$117.50
KINDERGARTEN	\$60.00	KINDERGARTEN	\$111.25
SCHOOL AGE+	#	SCHOOL AGE+	#

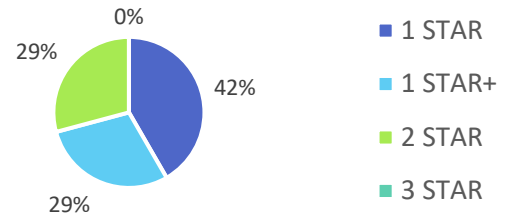
7.2% of children whose parents work receive childcare paid for by OKDHS subsidy.
n/a: no facilities operate in the county, #: no data reported for county

EARLY EDUCATION


AGE	4 YEAR OLD PRE-KINDERGARTEN		KINDERGARTEN	
	½ DAY	FULL DAY	½ DAY	FULL DAY
# OF SITES	0	4	0	7
# ENROLLED	0	220	0	230

76.4% of 4 year olds are enrolled in a full or part day Pre-K program.
86.5% of 5 year olds are enrolled in a full or part day Kindergarten program.


QUALITY: STAR RATINGS FOR CHILD CARE FACILITIES



AMOUNT OF CARE SOUGHT



AGES FOR WHOM CARE IS SOUGHT



NON-TRADITIONAL SCHEDULES SOUGHT

