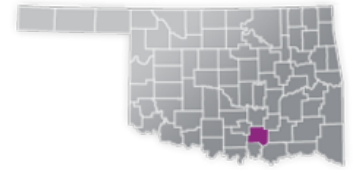




JOHNSTON COUNTY

COUNTY SEAT: JOHNSTON

QUALITY RANK: 41



NEED: CHILDREN NEEDING CARE WHILE PARENTS WORK

AGE	CHILD POPULATION	CHILDREN WITH WORKING PARENTS	
	NUMBER	NUMBER	PERCENT
0-5	788	516	65.5%
6-12	967	630	65.2%
0-12	1,755	1,146	65.3%

AVAILABILITY: LICENSED CHILD CARE

	NUMBER OF FACILITIES	TOTAL CAPACITY	DHS SUBSIDY
COUNTY TOTAL	5	96	n/a
CENTERS	n/a	n/a	n/a
HOMES	n/a	n/a	n/a

AFFORDABILITY: CHILD CARE COST

CENTERS AVERAGE FULL-TIME WEEKLY		HOMES AVERAGE FULL-TIME WEEKLY	
UNDER 1	\$122.50	UNDER 1	\$125.00
1 YEAR	\$122.50	1 YEAR	\$125.00
2 YEARS	\$122.50	2 YEARS	\$125.00
3 YEARS	\$122.50	3 YEARS	\$125.00
4-5 YEARS	\$122.50	4-5 YEARS	\$125.00
KINDERGARTEN+	\$122.50	KINDERGARTEN+	\$130.00

2.8% of children whose parents work receive child care paid for by OKDHS subsidy.

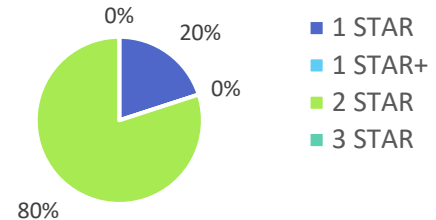
n/a: no facilities operate in the county, - no data reported for county

EARLY EDUCATION

AGE	4 YEAR OLD PRE-KINDERGARTEN		KINDERGARTEN	
	½ DAY	FULL DAY	½ DAY	FULL DAY
# OF SITES	0	6	0	7
# ENROLLED	0	109	0	172

71.2% of 4 year olds are enrolled in a full or part day Pre-K program.
110.3% of 5 year olds are enrolled in a full or part day Kindergarten program.

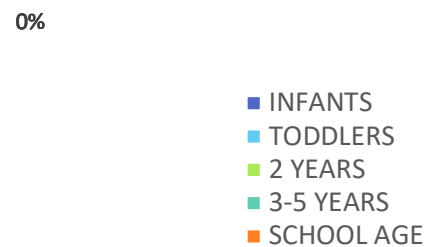
QUALITY: STAR RATINGS FOR CHILD CARE FACILITIES



AMOUNT OF CARE SOUGHT



AGES FOR WHOM CARE IS SOUGHT



NON-TRADITIONAL SCHEDULES SOUGHT

