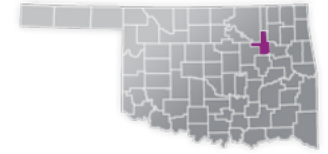




TULSA COUNTY

COUNTY SEAT: TULSA
QUALITY RANK: 19



NEED: CHILDREN NEEDING CARE WHILE PARENTS WORK

AGE	CHILD POPULATION	CHILDREN WITH WORKING PARENTS	
	NUMBER	NUMBER	PERCENT
0-5	52,529	33,060	62.9%
6-12	59,707	41,722	69.9%
0-12	112,236	74,782	66.6%

AVAILABILITY: LICENSED CHILD CARE

	NUMBER OF FACILITIES	TOTAL CAPACITY	DHS SUBSIDY
COUNTY TOTAL	471	23,175	67.9%
CENTERS	207	20,652	72.0%
HOMES	264	2,523	64.8%

AFFORDABILITY: CHILD CARE COST

CENTERS AVERAGE FULL-TIME WEEKLY		HOMES AVERAGE FULL-TIME WEEKLY	
UNDER 1	\$211.68	UNDER 1	\$156.62
1 YEAR	\$193.97	1 YEAR	\$151.70
2 YEARS	\$180.34	2 YEARS	\$143.98
3 YEARS	\$170.94	3 YEARS	\$141.47
4-5 YEARS	\$159.99	4-5 YEARS	\$134.54
KINDERGARTEN	\$142.40	KINDERGARTEN	\$126.35
SCHOOL AGE+	\$121.37	SCHOOL AGE+	\$116.57

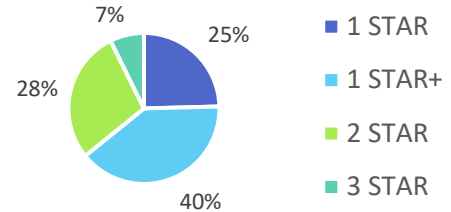
8.8% of children whose parents work receive childcare paid for by OKDHS subsidy.
n/a: no facilities operate in the county, #: no data reported for county

EARLY EDUCATION

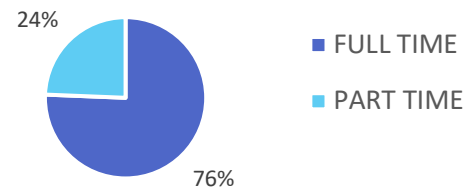
AGE	4 YEAR OLD PRE-KINDERGARTEN		KINDERGARTEN	
	½ DAY	FULL DAY	½ DAY	FULL DAY
# OF SITES	11	91	0	138
# ENROLLED	384	4,943	0	8,106

59.0% of 4 year olds are enrolled in a full or part day Pre-K program.
91.4% of 5 year olds are enrolled in a full or part day Kindergarten program.

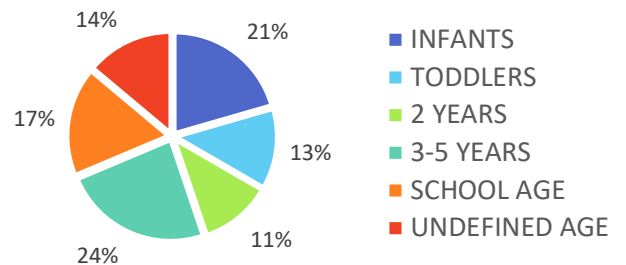
QUALITY: STAR RATINGS FOR CHILD CARE FACILITIES



AMOUNT OF CARE SOUGHT



AGES FOR WHOM CARE IS SOUGHT



NON-TRADITIONAL SCHEDULES SOUGHT

