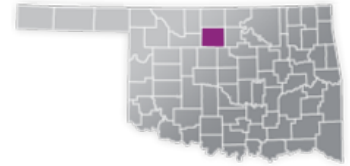




GARFIELD COUNTY

COUNTY SEAT:
ENID

QUALITY RANK: 17



NEED: CHILDREN NEEDING CARE WHILE PARENTS WORK

AGE	CHILD POPULATION	CHILDREN WITH WORKING PARENTS	
	NUMBER	NUMBER	PERCENT
0-5	5,371	2,882	53.7%
6-12	5,704	3,975	69.7%
0-12	11,075	6,857	61.9%

AVAILABILITY: LICENSED CHILD CARE

	NUMBER OF FACILITIES	TOTAL CAPACITY	DHS SUBSIDY
COUNTY TOTAL	32	1,189	n/a
CENTERS	n/a	n/a	n/a
HOMES	n/a	n/a	n/a

AFFORDABILITY: CHILD CARE COST

CENTERS AVERAGE FULL-TIME WEEKLY		HOMES AVERAGE FULL-TIME WEEKLY	
UNDER 1	\$163.89	UNDER 1	\$131.50
1 YEAR	\$151.67	1 YEAR	\$126.90
2 YEARS	\$133.89	2 YEARS	\$123.33
3 YEARS	\$131.11	3 YEARS	\$121.43
4-5 YEARS	\$104.00	4-5 YEARS	\$115.88
KINDERGARTEN+	\$98.33	KINDERGARTEN+	\$96.25

5.5% of children whose parents work receive child care paid for by OKDHS subsidy.

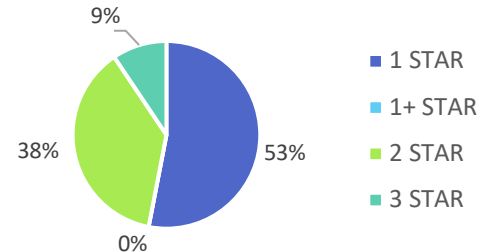
n/a: no facilities operate in the county, - no data reported for county

EARLY EDUCATION

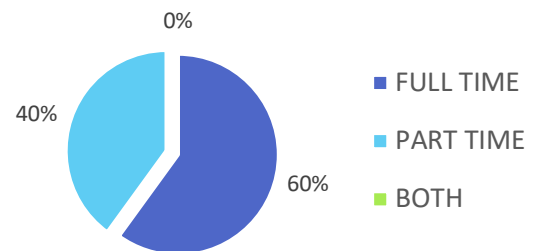
AGE	4 YEAR OLD PRE-KINDERGARTEN		KINDERGARTEN	
	½ DAY	FULL DAY	½ DAY	FULL DAY
# OF SITES	1	17	0	18
# ENROLLED	11	620	0	852

91% of 4 year-olds are enrolled in a full or part day Pre-K program.
100% of 5 year-olds are enrolled in a full or part day Kindergarten program.

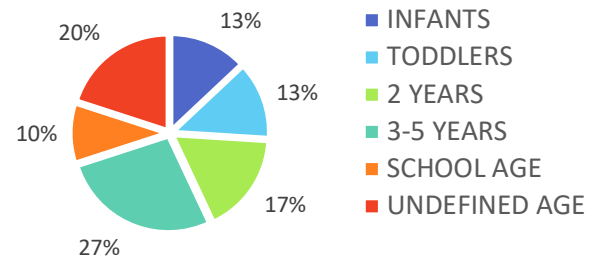
QUALITY: STAR RATINGS FOR CHILD CARE FACILITIES



AMOUNT OF CARE SOUGHT



AGES FOR WHOM CARE IS SOUGHT



NON-TRADITIONAL SCHEDULES SOUGHT

