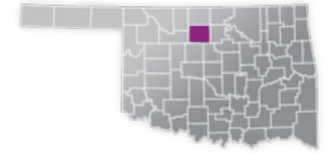




GARFIELD COUNTY

COUNTY SEAT: ENID

QUALITY RANK: 18



NEED: CHILDREN NEEDING CARE WHILE PARENTS WORK

AGE	CHILD POPULATION	CHILDREN WITH WORKING PARENTS	
	NUMBER	NUMBER	PERCENT
0-5	4,718	2,948	62.5%
6-12	5,704	3,935	69.0%
0-12	10,422	6,883	66.0%

AVAILABILITY: LICENSED CHILD CARE

	NUMBER OF FACILITIES	TOTAL CAPACITY	DHS SUBSIDY
COUNTY TOTAL	33	1,376	48.5%
CENTERS	13	1,216	69.2%
HOMES	20	160	35.0%

AFFORDABILITY: CHILD CARE COST

CENTERS AVERAGE FULL-TIME WEEKLY		HOMES AVERAGE FULL-TIME WEEKLY	
UNDER 1	\$163.89	UNDER 1	\$129.61
1 YEAR	\$151.67	1 YEAR	\$127.76
2 YEARS	\$133.89	2 YEARS	\$124.87
3 YEARS	\$131.11	3 YEARS	\$123.03
4-5 YEARS	\$104.00	4-5 YEARS	\$117.50
KINDERGARTEN	\$98.33	KINDERGARTEN	\$91.67
SCHOOL AGE+	#	SCHOOL AGE+	\$97.50

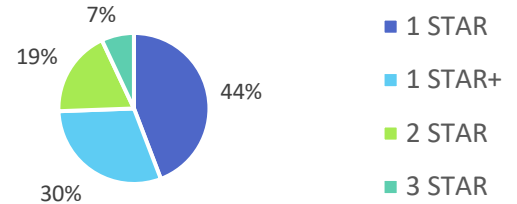
13.0% of children whose parents work receive childcare paid for by OKDHS subsidy.
n/a: no facilities operate in the county, #: no data reported for county

EARLY EDUCATION

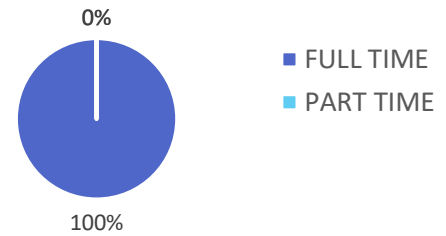
AGE	4 YEAR OLD PRE-KINDERGARTEN		KINDERGARTEN	
	½ DAY	FULL DAY	½ DAY	FULL DAY
# OF SITES	0	17	0	20
# ENROLLED	0	563	0	785

60.6% of 4 year olds are enrolled in a full or part day Pre-K program.
90.4% of 5 year olds are enrolled in a full or part day Kindergarten program.

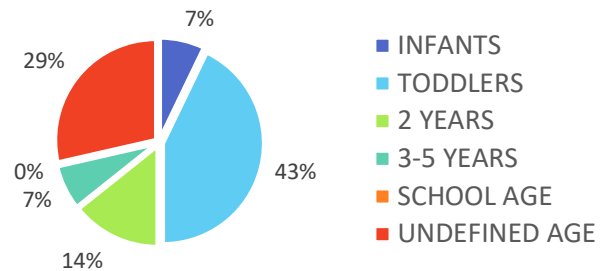
QUALITY: STAR RATINGS FOR CHILD CARE FACILITIES



AMOUNT OF CARE SOUGHT



AGES FOR WHOM CARE IS SOUGHT



NON-TRADITIONAL SCHEDULES SOUGHT

