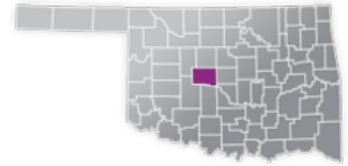




CANADIAN COUNTY

COUNTY SEAT:
EL REN0

QUALITY RANK: 18



NEED: CHILDREN NEEDING CARE WHILE PARENTS WORK

AGE	CHILD POPULATION	CHILDREN WITH WORKING PARENTS	
	NUMBER	NUMBER	PERCENT
0-5	11,089	8,548	77.1%
6-12	12,255	9,294	75.8%
0-12	23,344	17,842	76.4%

AVAILABILITY: LICENSED CHILD CARE

	NUMBER OF FACILITIES	TOTAL CAPACITY	DHS SUBSIDY
COUNTY TOTAL	104	3,991	n/a
CENTERS	n/a	n/a	n/a
HOMES	n/a	n/a	n/a

AFFORDABILITY: CHILD CARE COST

CENTERS AVERAGE FULL-TIME WEEKLY		HOMES AVERAGE FULL-TIME WEEKLY	
UNDER 1	\$188.35	UNDER 1	\$147.74
1 YEAR	\$170.07	1 YEAR	\$145.24
2 YEARS	\$159.53	2 YEARS	\$140.53
3 YEARS	\$149.93	3 YEARS	\$137.38
4-5 YEARS	\$141.23	4-5 YEARS	\$134.36
KINDERGARTEN+	\$99.00	KINDERGARTEN+	\$80.00

5.5% of children whose parents work receive child care paid for by OKDHS subsidy.

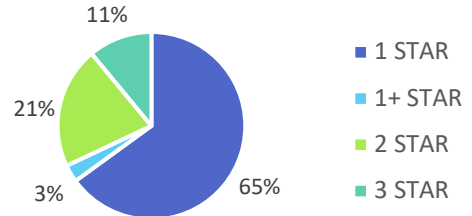
n/a: no facilities operate in the county, - no data reported for county

EARLY EDUCATION

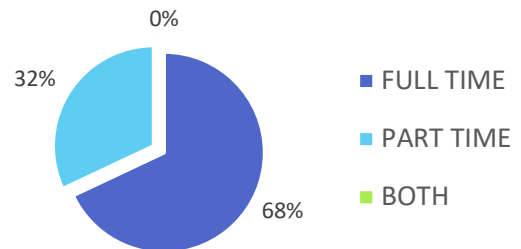
AGE	4 YEAR OLD PRE-KINDERGARTEN		KINDERGARTEN	
	½ DAY	FULL DAY	½ DAY	FULL DAY
# OF SITES	4	23	0	23
# ENROLLED	152	23	0	2,274

91% of 4 year-olds are enrolled in a full or part day Pre-K program.
100% of 5 year-olds are enrolled in a full or part day Kindergarten program.

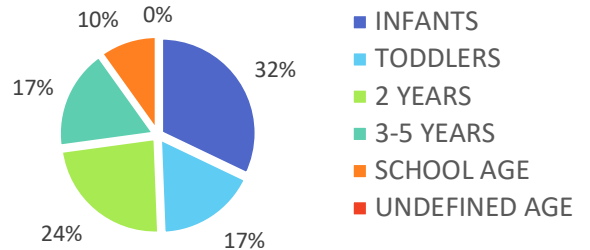
QUALITY: STAR RATINGS FOR CHILD CARE FACILITIES



AMOUNT OF CARE SOUGHT



AGES FOR WHOM CARE IS SOUGHT



NON-TRADITIONAL SCHEDULES SOUGHT

