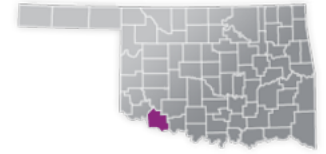




TILLMAN COUNTY

COUNTY SEAT:
FREDERICK

QUALITY RANK:
45



NEED: CHILDREN NEEDING CARE WHILE PARENTS WORK

AGE	CHILD POPULATION	CHILDREN WITH WORKING PARENTS	
	NUMBER	NUMBER	PERCENT
0-5	548	253	46.2%
6-12	738	479	64.9%
0-12	1,286	732	56.9%

AVAILABILITY: LICENSED CHILD CARE

	NUMBER OF FACILITIES	TOTAL CAPACITY	DHS SUBSIDY
COUNTY TOTAL	5	128	40.0%
CENTERS	2	102	0.0%
HOMES	3	26	66.7%

AFFORDABILITY: CHILD CARE COST

CENTERS AVERAGE FULL-TIME WEEKLY		HOMES AVERAGE FULL-TIME WEEKLY	
UNDER 1	#	UNDER 1	\$95.00
1 YEAR	#	1 YEAR	\$95.00
2 YEARS	#	2 YEARS	\$95.00
3 YEARS	#	3 YEARS	\$95.00
4-5 YEARS	#	4-5 YEARS	\$95.00
KINDERGARTEN	#	KINDERGARTEN	\$70.00
SCHOOL AGE+	#	SCHOOL AGE+	#

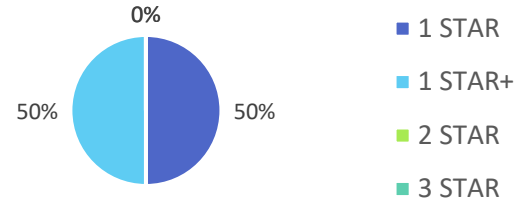
3.6% of children whose parents work receive childcare paid for by OKDHS subsidy.
n/a: no facilities operate in the county, #: no data reported for county

EARLY EDUCATION

AGE	4 YEAR OLD PRE-KINDERGARTEN		KINDERGARTEN	
	½ DAY	FULL DAY	½ DAY	FULL DAY
# OF SITES	1	3	0	4
# ENROLLED	7	66	0	98

65.2% of 4 year olds are enrolled in a full or part day Pre-K program.
75.4% of 5 year olds are enrolled in a full or part day Kindergarten program.

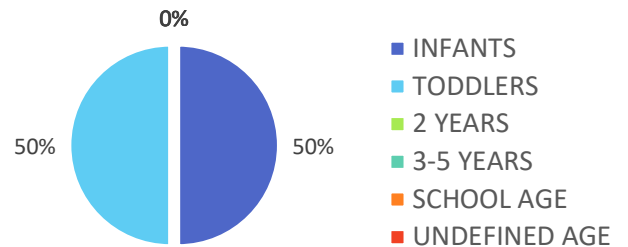
QUALITY: STAR RATINGS FOR CHILD CARE FACILITIES



AMOUNT OF CARE SOUGHT



AGES FOR WHOM CARE IS SOUGHT



NON-TRADITIONAL SCHEDULES SOUGHT

