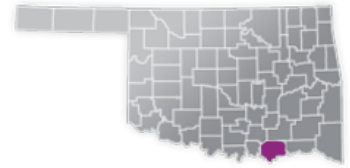




## BRYAN COUNTY

COUNTY SEAT:  
DURANT

QUALITY RANK: 4



### NEED: CHILDREN NEEDING CARE WHILE PARENTS WORK

AGE	CHILD POPULATION	CHILDREN WITH WORKING PARENTS	
	NUMBER	NUMBER	PERCENT
0-5	3,168	2,000	63.1%
6-12	3,853	2,588	67.2%
0-12	7,021	4,588	65.3%

### AVAILABILITY: LICENSED CHILD CARE

	NUMBER OF FACILITIES	TOTAL CAPACITY	DHS SUBSIDY
COUNTY TOTAL	26	874	n/a
CENTERS	n/a	n/a	n/a
HOMES	n/a	n/a	n/a

### AFFORDABILITY: CHILD CARE COST

CENTERS AVERAGE FULL-TIME WEEKLY		HOMES AVERAGE FULL-TIME WEEKLY	
UNDER 1	\$161.00	UNDER 1	\$127.33
1 YEAR	\$152.60	1 YEAR	\$126.25
2 YEARS	\$148.55	2 YEARS	\$121.88
3 YEARS	\$146.50	3 YEARS	\$120.31
4-5 YEARS	\$136.64	4-5 YEARS	\$118.33
KINDERGARTEN+	\$108.33	KINDERGARTEN+	\$118.89

5.5% of children whose parents work receive child care paid for by OKDHS subsidy.

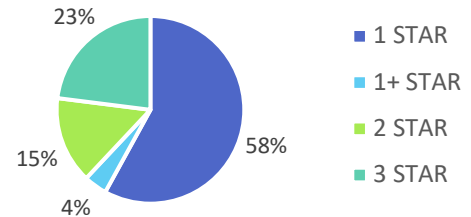
n/a: no facilities operate in the county, - no data reported for county

### EARLY EDUCATION

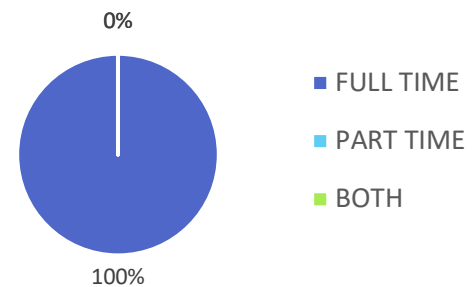
AGE	4 YEAR OLD PRE-KINDERGARTEN		KINDERGARTEN	
	½ DAY	FULL DAY	½ DAY	FULL DAY
# OF SITES	0	8	0	9
# ENROLLED	0	548	0	639

91% of 4 year-olds are enrolled in a full or part day Pre-K program.  
100% of 5 year-olds are enrolled in a full or part day Kindergarten program.

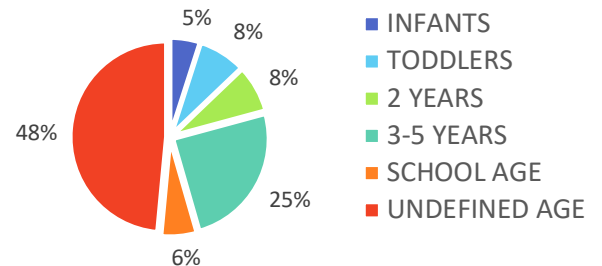
### QUALITY: STAR RATINGS FOR CHILD CARE FACILITIES



### AMOUNT OF CARE SOUGHT



### AGES FOR WHOM CARE IS SOUGHT



### NON-TRADITIONAL SCHEDULES SOUGHT

