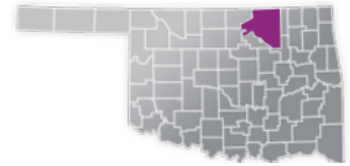




## OSAGE COUNTY

COUNTY SEAT: PAWHUSKA

QUALITY RANK: 40



### NEED: CHILDREN NEEDING CARE WHILE PARENTS WORK

AGE	CHILD POPULATION	CHILDREN WITH WORKING PARENTS	
	NUMBER	NUMBER	PERCENT
0-5	3,009	1,657	55.1%
6-12	4,652	3,012	64.8%
0-12	7,661	4,669	61.0%

### AVAILABILITY: LICENSED CHILD CARE

	NUMBER OF FACILITIES	TOTAL CAPACITY	DHS SUBSIDY
COUNTY TOTAL	30	652	n/a
CENTERS	n/a	n/a	n/a
HOMES	n/a	n/a	n/a

### AFFORDABILITY: CHILD CARE COST

CENTERS AVERAGE FULL-TIME WEEKLY		HOMES AVERAGE FULL-TIME WEEKLY	
UNDER 1	\$141.30	UNDER 1	\$132.54
1 YEAR	\$130.57	1 YEAR	\$129.97
2 YEARS	\$125.57	2 YEARS	\$125.00
3 YEARS	\$122.62	3 YEARS	\$120.63
4-5 YEARS	\$116.07	4-5 YEARS	\$114.38
KINDERGARTEN+	\$125.56	KINDERGARTEN+	\$104.20

4.4% of children whose parents work receive child care paid for by OKDHS subsidy.

n/a: no facilities operate in the county, - no data reported for county

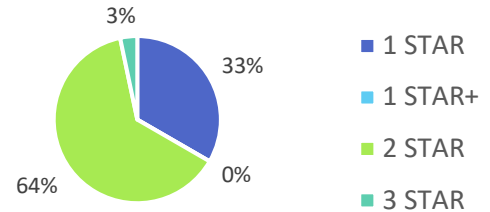
### EARLY EDUCATION

AGE	4 YEAR OLD PRE-KINDERGARTEN		KINDERGARTEN	
	½ DAY	FULL DAY	½ DAY	FULL DAY
# OF SITES	0	12	0	12
# ENROLLED	0	245	0	318

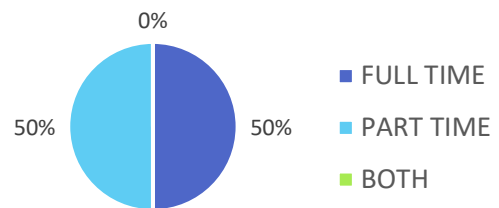
42.6% of 4 year olds are enrolled in a full or part day Pre-K program.

50.4% of 5 year olds are enrolled in a full or part day Kindergarten program.

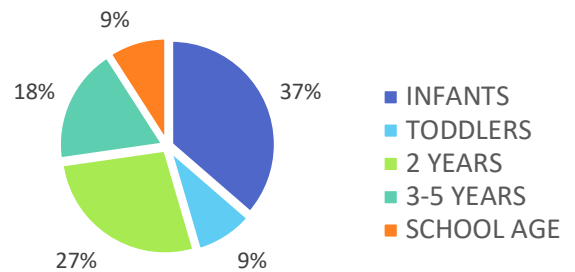
### QUALITY: STAR RATINGS FOR CHILD CARE FACILITIES



### AMOUNT OF CARE SOUGHT



### AGES FOR WHOM CARE IS SOUGHT



### NON-TRADITIONAL SCHEDULES SOUGHT

