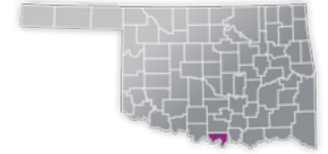




## LOVE COUNTY

COUNTY SEAT: MARIETTA  
QUALITY RANK: 23



### NEED: CHILDREN NEEDING CARE WHILE PARENTS WORK

AGE	CHILD POPULATION	CHILDREN WITH WORKING PARENTS	
	NUMBER	NUMBER	PERCENT
0-5	740	509	68.8%
6-12	910	596	65.5%
0-12	1,650	1,105	67.0%

### AVAILABILITY: LICENSED CHILD CARE

	NUMBER OF FACILITIES	TOTAL CAPACITY	DHS SUBSIDY
COUNTY TOTAL	3	141	66.7%
CENTERS	3	141	66.7%
HOMES	0	0	0.0%

### AFFORDABILITY: CHILD CARE COST

CENTERS AVERAGE FULL-TIME WEEKLY		HOMES AVERAGE FULL-TIME WEEKLY	
UNDER 1	\$122.50	UNDER 1	n/a
1 YEAR	\$110.00	1 YEAR	n/a
2 YEARS	\$110.00	2 YEARS	n/a
3 YEARS	\$100.00	3 YEARS	n/a
4-5 YEARS	\$100.00	4-5 YEARS	n/a
KINDERGARTEN	\$75.00	KINDERGARTEN	n/a
SCHOOL AGE+	\$75.00	SCHOOL AGE+	n/a

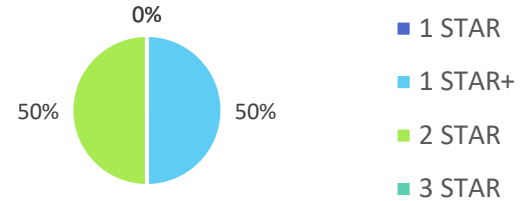
7.1% of children whose parents work receive childcare paid for by OKDHS subsidy.  
n/a: no facilities operate in the county, #: no data reported for county

### EARLY EDUCATION

AGE	4 YEAR OLD PRE-KINDERGARTEN		KINDERGARTEN	
	½ DAY	FULL DAY	½ DAY	FULL DAY
# OF SITES	0	4	0	4
# ENROLLED	0	117	0	120

94.4% of 4 year olds are enrolled in a full or part day Pre-K program.  
88.9% of 5 year olds are enrolled in a full or part day Kindergarten program.

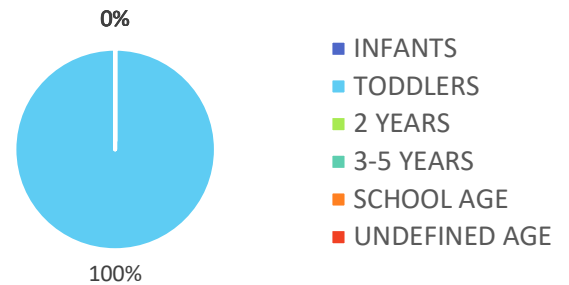
### QUALITY: STAR RATINGS FOR CHILD CARE FACILITIES



### AMOUNT OF CARE SOUGHT



### AGES FOR WHOM CARE IS SOUGHT



### NON-TRADITIONAL SCHEDULES SOUGHT

