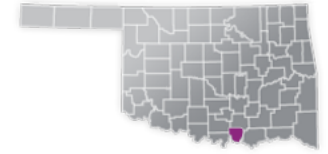




## MARSHALL COUNTY

COUNTY SEAT:  
MADILL

QUALITY RANK:  
2



### NEED: CHILDREN NEEDING CARE WHILE PARENTS WORK

AGE	CHILD POPULATION	CHILDREN WITH WORKING PARENTS	
	NUMBER	NUMBER	PERCENT
0-5	1,057	672	63.6%
6-12	1,454	1,020	70.1%
0-12	2,511	1,692	67.4%

### AVAILABILITY: LICENSED CHILD CARE

	NUMBER OF FACILITIES	TOTAL CAPACITY	DHS SUBSIDY
COUNTY TOTAL	25	974	52.0%
CENTERS	20	919	45.0%
HOMES	5	55	80.0%

### AFFORDABILITY: CHILD CARE COST

CENTERS AVERAGE FULL-TIME WEEKLY		HOMES AVERAGE FULL-TIME WEEKLY	
UNDER 1	\$154.38	UNDER 1	\$111.67
1 YEAR	\$134.25	1 YEAR	\$107.00
2 YEARS	\$126.75	2 YEARS	\$102.00
3 YEARS	\$117.38	3 YEARS	\$102.00
4-5 YEARS	\$118.80	4-5 YEARS	\$106.25
KINDERGARTEN	\$100.83	KINDERGARTEN	\$112.50
SCHOOL AGE+	\$85.50	SCHOOL AGE+	\$100.00

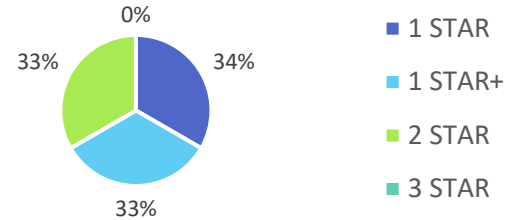
25.0% of children whose parents work receive childcare paid for by OKDHS subsidy.  
n/a: no facilities operate in the county, #: no data reported for county

### EARLY EDUCATION

AGE	4 YEAR OLD PRE-KINDERGARTEN		KINDERGARTEN	
	½ DAY	FULL DAY	½ DAY	FULL DAY
# OF SITES	0	2	0	2
# ENROLLED	0	189	0	184

90.9% of 4 year olds are enrolled in a full or part day Pre-K program.  
90.2% of 5 year olds are enrolled in a full or part day Kindergarten program.

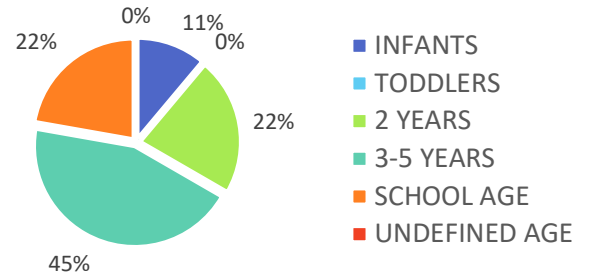
### QUALITY: STAR RATINGS FOR CHILD CARE FACILITIES



### AMOUNT OF CARE SOUGHT



### AGES FOR WHOM CARE IS SOUGHT



### NON-TRADITIONAL SCHEDULES SOUGHT

