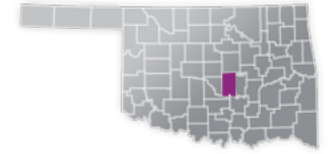




POTTAWATOMIE COUNTY

COUNTY SEAT:
SHAWNEE

QUALITY
RANK: 5



NEED: CHILDREN NEEDING CARE WHILE PARENTS WORK

AGE	CHILD POPULATION	CHILDREN WITH WORKING PARENTS	
	NUMBER	NUMBER	PERCENT
0-5	4,866	3,018	62.0%
6-12	6,843	4,647	67.9%
0-12	11,709	7,665	65.5%

AVAILABILITY: LICENSED CHILD CARE

	NUMBER OF FACILITIES	TOTAL CAPACITY	DHS SUBSIDY
COUNTY TOTAL	32	1,389	78.1%
CENTERS	21	1,282	85.7%
HOMES	11	107	63.6%

AFFORDABILITY: CHILD CARE COST

CENTERS AVERAGE FULL-TIME WEEKLY		HOMES AVERAGE FULL-TIME WEEKLY	
UNDER 1	\$154.66	UNDER 1	\$148.75
1 YEAR	\$145.16	1 YEAR	\$136.38
2 YEARS	\$135.66	2 YEARS	\$131.25
3 YEARS	\$131.38	3 YEARS	\$129.75
4-5 YEARS	\$116.16	4-5 YEARS	\$125.83
KINDERGARTEN	\$105.73	KINDERGARTEN	\$110.42
SCHOOL AGE+	\$97.50	SCHOOL AGE+	\$102.50

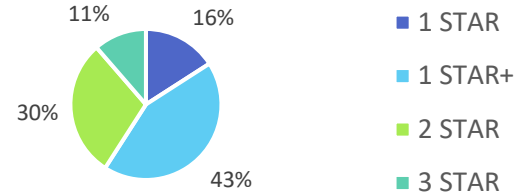
11.4% of children whose parents work receive childcare paid for by OKDHS subsidy.
n/a: no facilities operate in the county, #: no data reported for county

EARLY EDUCATION

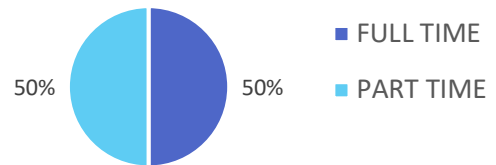
AGE	4 YEAR OLD PRE-KINDERGARTEN		KINDERGARTEN	
	½ DAY	FULL DAY	½ DAY	FULL DAY
# OF SITES	1	15	0	22
# ENROLLED	1	668	0	870

68.7% of 4 year olds are enrolled in a full or part day Pre-K program.
91.8% of 5 year olds are enrolled in a full or part day Kindergarten program.

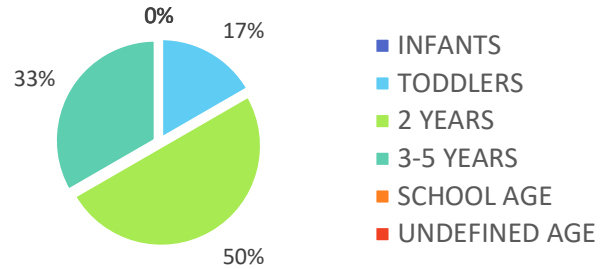
QUALITY: STAR RATINGS FOR CHILD CARE FACILITIES



AMOUNT OF CARE SOUGHT



AGES FOR WHOM CARE IS SOUGHT



NON-TRADITIONAL SCHEDULES SOUGHT

