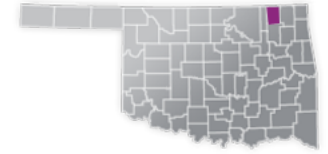




NOWATA COUNTY

COUNTY SEAT: **NOWATA** QUALITY RANK: **1**



NEED: CHILDREN NEEDING CARE WHILE PARENTS WORK

AGE	CHILD POPULATION	CHILDREN WITH WORKING PARENTS	
	NUMBER	NUMBER	PERCENT
0-5	738	501	67.9%
6-12	1,035	684	66.1%
0-12	1,773	1,185	66.8%

AVAILABILITY: LICENSED CHILD CARE

	NUMBER OF FACILITIES	TOTAL CAPACITY	DHS SUBSIDY
COUNTY TOTAL	5	167	40.0%
CENTERS	5	167	40.0%
HOMES	0	0	0.0%

AFFORDABILITY: CHILD CARE COST

CENTERS AVERAGE FULL-TIME WEEKLY		HOMES AVERAGE FULL-TIME WEEKLY	
UNDER 1	\$175.00	UNDER 1	#
1 YEAR	\$162.50	1 YEAR	#
2 YEARS	\$147.50	2 YEARS	#
3 YEARS	\$135.00	3 YEARS	#
4-5 YEARS	\$132.50	4-5 YEARS	#
KINDERGARTEN	\$125.00	KINDERGARTEN	#
SCHOOL AGE+	\$75.00	SCHOOL AGE+	#

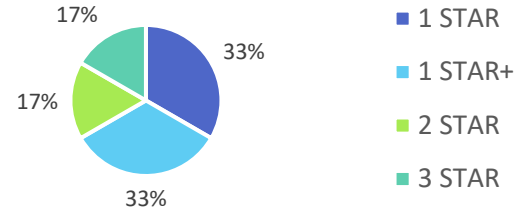
4.4% of children whose parents work receive childcare paid for by OKDHS subsidy.
n/a: no facilities operate in the county, #: no data reported for county

EARLY EDUCATION

AGE	4 YEAR OLD PRE-KINDERGARTEN		KINDERGARTEN	
	½ DAY	FULL DAY	½ DAY	FULL DAY
# OF SITES	0	3	0	3
# ENROLLED	0	91	0	121

77.1% of 4 year olds are enrolled in a full or part day Pre-K program.
97.6% of 5 year olds are enrolled in a full or part day Kindergarten program.

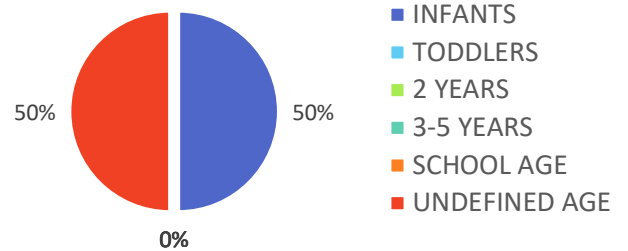
QUALITY: STAR RATINGS FOR CHILD CARE FACILITIES



AMOUNT OF CARE SOUGHT



AGES FOR WHOM CARE IS SOUGHT



NON-TRADITIONAL SCHEDULES SOUGHT

