



OKLAHOMA STATE

COUNTY SEAT:
OKLAHOMA CITY



NEED: CHILDREN NEEDING CARE WHILE PARENTS WORK

| AGE | CHILD POPULATION | CHILDREN WITH WORKING PARENTS | |
|------|------------------|-------------------------------|---------|
| | NUMBER | NUMBER | PERCENT |
| 0-5 | 302,792 | 186,157 | 61.5% |
| 6-12 | 361,743 | 246,373 | 68.1% |
| 0-12 | 664,535 | 432,530 | 65.1% |

AVAILABILITY: LICENSED CHILD CARE

| | NUMBER OF FACILITIES | TOTAL CAPACITY | DHS SUBSIDY |
|--------------|----------------------|----------------|-------------|
| COUNTY TOTAL | 3,185 | 120,930 | 54.4% |
| CENTERS | 1,494 | 105,773 | 63.2% |
| HOMES | 1,691 | 15,157 | 46.6% |

AFFORDABILITY: CHILD CARE COST

| CENTERS AVERAGE FULL-TIME WEEKLY | | HOMES AVERAGE FULL-TIME WEEKLY | |
|-------------------------------------|----------|-----------------------------------|----------|
| UNDER 1 | \$134.90 | UNDER 1 | \$112.18 |
| 1 YEAR | \$127.35 | 1 YEAR | \$110.71 |
| 2 YEARS | \$119.73 | 2 YEARS | \$108.28 |
| 3 YEARS | \$114.76 | 3 YEARS | \$106.99 |
| 4-5 YEARS | \$107.75 | 4-5 YEARS | \$105.12 |
| KINDERGARTEN+ | \$94.05 | KINDERGARTEN+ | \$95.00 |

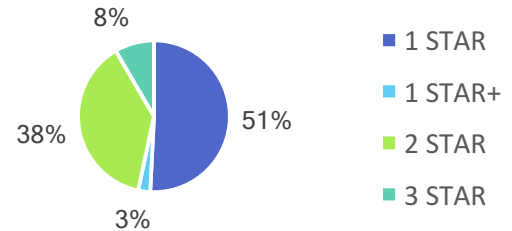
8% of children whose parents work receive child care paid for by OKDHS subsidy.
n/a: no facilities operate in the county, - no data reported for county

EARLY EDUCATION

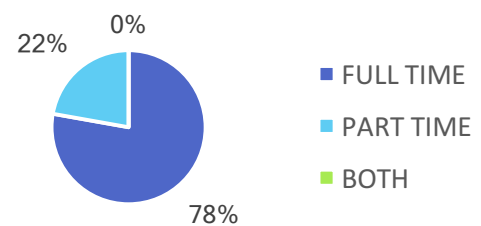
| AGE | 4 YEAR OLD PRE-KINDERGARTEN | | KINDERGARTEN | |
|------------|--------------------------------|----------|--------------|----------|
| | ½ DAY | FULL DAY | ½ DAY | FULL DAY |
| # OF SITES | 110 | 744 | 18 | 853 |
| # ENROLLED | 4,959 | 34,581 | 60 | 51,818 |

75.6% of 4 year olds are enrolled in a full or part day Pre-K program.
99.1% of 5 year olds are enrolled in a full or part day Kindergarten program.

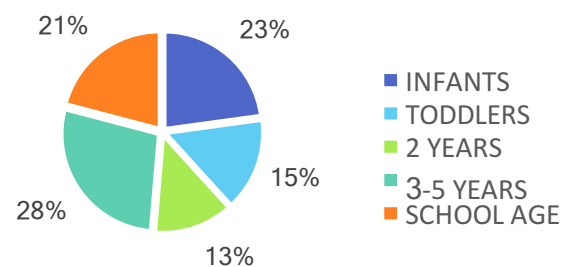
QUALITY: STAR RATINGS FOR CHILD CARE FACILITIES



AMOUNT OF CARE SOUGHT



AGES FOR WHOM CARE IS SOUGHT



NON-TRADITIONAL SCHEDULES SOUGHT

