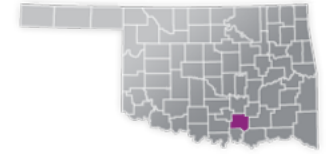




JOHNSTON COUNTY

COUNTY SEAT:
TISHOMINGO

QUALITY RANK:
30



NEED: CHILDREN NEEDING CARE WHILE PARENTS WORK

AGE	CHILD POPULATION	CHILDREN WITH WORKING PARENTS	
	NUMBER	NUMBER	PERCENT
0-5	699	529	75.7%
6-12	967	622	64.3%
0-12	1,666	1,151	69.1%

AVAILABILITY: LICENSED CHILD CARE

	NUMBER OF FACILITIES	TOTAL CAPACITY	DHS SUBSIDY
COUNTY TOTAL	12	355	41.7%
CENTERS	8	312	25.0%
HOMES	4	43	75.0%

AFFORDABILITY: CHILD CARE COST

CENTERS AVERAGE FULL-TIME WEEKLY		HOMES AVERAGE FULL-TIME WEEKLY	
UNDER 1	\$145.00	UNDER 1	\$126.25
1 YEAR	\$137.50	1 YEAR	\$126.25
2 YEARS	\$134.17	2 YEARS	\$126.25
3 YEARS	\$131.67	3 YEARS	\$126.25
4-5 YEARS	\$131.67	4-5 YEARS	\$126.25
KINDERGARTEN	\$131.67	KINDERGARTEN	\$126.67
SCHOOL AGE+	\$122.50	SCHOOL AGE+	\$130.00

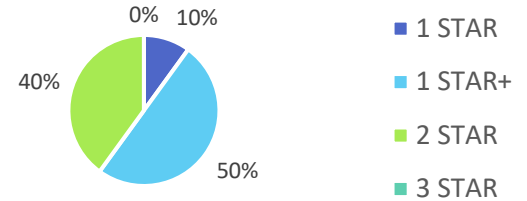
8.1% of children whose parents work receive childcare paid for by OKDHS subsidy.
n/a: no facilities operate in the county, #: no data reported for county

EARLY EDUCATION

AGE	4 YEAR OLD PRE-KINDERGARTEN		KINDERGARTEN	
	½ DAY	FULL DAY	½ DAY	FULL DAY
# OF SITES	0	6	0	7
# ENROLLED	0	94	0	128

61.4% of 4 year olds are enrolled in a full or part day Pre-K program.
82.1% of 5 year olds are enrolled in a full or part day Kindergarten program.


QUALITY: STAR RATINGS FOR CHILD CARE FACILITIES



AMOUNT OF CARE SOUGHT



AGES FOR WHOM CARE IS SOUGHT



NON-TRADITIONAL SCHEDULES SOUGHT

