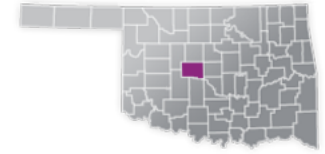




CANADIAN COUNTY

COUNTY SEAT:
EL RENO

QUALITY RANK:
14



NEED: CHILDREN NEEDING CARE WHILE PARENTS WORK

AGE	CHILD POPULATION	CHILDREN WITH WORKING PARENTS	
	NUMBER	NUMBER	PERCENT
0-5	11,661	8,555	73.4%
6-12	12,255	9,552	77.9%
0-12	23,916	18,107	75.7%

AVAILABILITY: LICENSED CHILD CARE

	NUMBER OF FACILITIES	TOTAL CAPACITY	DHS SUBSIDY
COUNTY TOTAL	111	4,566	43.2%
CENTERS	40	3,954	77.5%
HOMES	71	612	23.9%

AFFORDABILITY: CHILD CARE COST

CENTERS AVERAGE FULL-TIME WEEKLY		HOMES AVERAGE FULL-TIME WEEKLY	
UNDER 1	\$195.81	UNDER 1	\$150.58
1 YEAR	\$177.17	1 YEAR	\$147.69
2 YEARS	\$166.23	2 YEARS	\$142.62
3 YEARS	\$155.83	3 YEARS	\$139.52
4-5 YEARS	\$147.14	4-5 YEARS	\$137.18
KINDERGARTEN	\$129.04	KINDERGARTEN	\$117.11
SCHOOL AGE+	\$120.50	SCHOOL AGE+	\$110.00

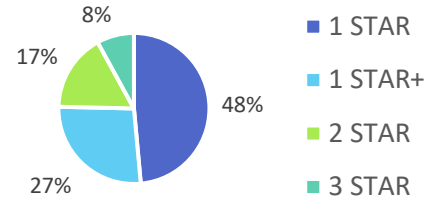
8.7% of children whose parents work receive childcare paid for by OKDHS subsidy.
n/a: no facilities operate in the county, #: no data reported for county

EARLY EDUCATION

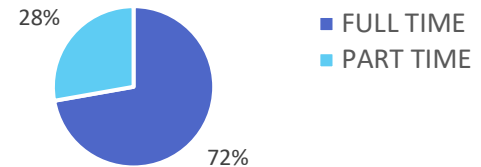
AGE	4 YEAR OLD PRE-KINDERGARTEN		KINDERGARTEN	
	½ DAY	FULL DAY	½ DAY	FULL DAY
# OF SITES	5	23	0	23
# ENROLLED	59	1,166	0	1,960

69.6% of 4 year olds are enrolled in a full or part day Pre-K program.
100.0% of 5 year olds are enrolled in a full or part day Kindergarten program.

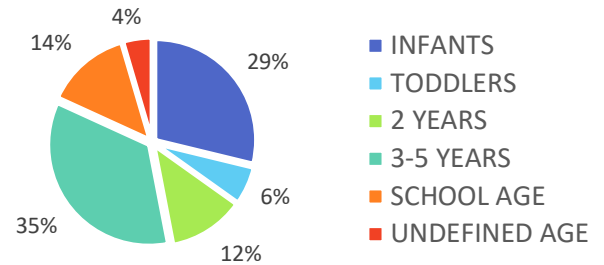
QUALITY: STAR RATINGS FOR CHILD CARE FACILITIES



AMOUNT OF CARE SOUGHT



AGES FOR WHOM CARE IS SOUGHT



NON-TRADITIONAL SCHEDULES SOUGHT

