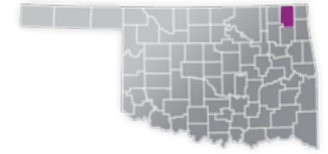




CRAIG COUNTY

COUNTY SEAT: VINITA
QUALITY RANK: 15



NEED: CHILDREN NEEDING CARE WHILE PARENTS WORK

AGE	CHILD POPULATION	CHILDREN WITH WORKING PARENTS	
	NUMBER	NUMBER	PERCENT
0-5	801	472	58.9%
6-12	1,337	992	74.2%
0-12	2,138	1,464	68.5%

AVAILABILITY: LICENSED CHILD CARE

	NUMBER OF FACILITIES	TOTAL CAPACITY	DHS SUBSIDY
COUNTY TOTAL	12	248	66.7%
CENTERS	3	150	100.0%
HOMES	9	98	55.6%

AFFORDABILITY: CHILD CARE COST

CENTERS AVERAGE FULL-TIME WEEKLY		HOMES AVERAGE FULL-TIME WEEKLY	
UNDER 1	\$166.50	UNDER 1	\$149.00
1 YEAR	\$155.50	1 YEAR	\$149.00
2 YEARS	\$145.00	2 YEARS	\$136.13
3 YEARS	\$149.17	3 YEARS	\$132.38
4-5 YEARS	\$134.67	4-5 YEARS	\$127.75
KINDERGARTEN	\$114.00	KINDERGARTEN	\$120.94
SCHOOL AGE+	\$91.00	SCHOOL AGE+	\$94.13

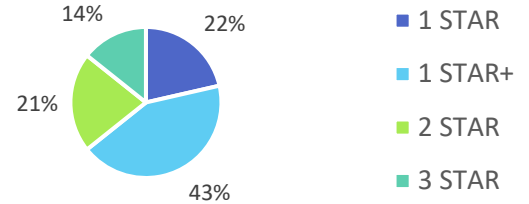
4.6% of children whose parents work receive childcare paid for by OKDHS subsidy.
n/a: no facilities operate in the county, #: no data reported for county

EARLY EDUCATION

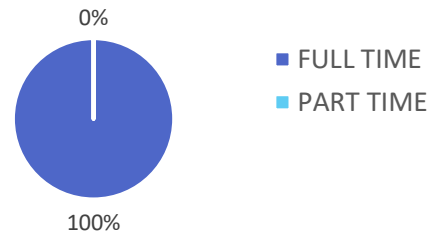
AGE	4 YEAR OLD PRE-KINDERGARTEN		KINDERGARTEN	
	½ DAY	FULL DAY	½ DAY	FULL DAY
# OF SITES	0	5	0	5
# ENROLLED	0	129	0	162

73.3% of 4 year olds are enrolled in a full or part day Pre-K program.
90.5% of 5 year olds are enrolled in a full or part day Kindergarten program.

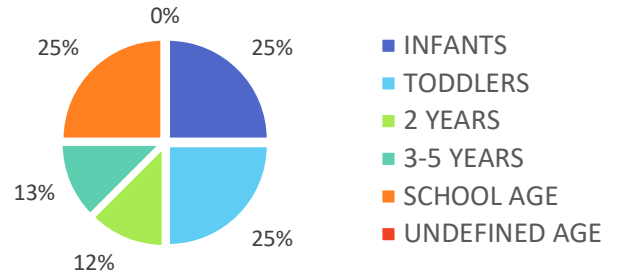
QUALITY: STAR RATINGS FOR CHILD CARE FACILITIES



AMOUNT OF CARE SOUGHT



AGES FOR WHOM CARE IS SOUGHT



NON-TRADITIONAL SCHEDULES SOUGHT

