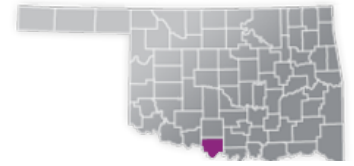




## JEFFERSON COUNTY

COUNTY SEAT: JEFFERSON

QUALITY RANK: 47



### NEED: CHILDREN NEEDING CARE WHILE PARENTS WORK

AGE	CHILD POPULATION	CHILDREN WITH WORKING PARENTS	
	NUMBER	NUMBER	PERCENT
0-5	456	258	56.6%
6-12	616	386	62.6%
0-12	1,072	644	60.1%

### AVAILABILITY: LICENSED CHILD CARE

	NUMBER OF FACILITIES	TOTAL CAPACITY	DHS SUBSIDY
COUNTY TOTAL	2	37	n/a
CENTERS	n/a	n/a	n/a
HOMES	n/a	n/a	n/a

### AFFORDABILITY: CHILD CARE COST

CENTERS AVERAGE FULL-TIME WEEKLY		HOMES AVERAGE FULL-TIME WEEKLY	
UNDER 1	\$150.00	UNDER 1	-
1 YEAR	\$125.00	1 YEAR	-
2 YEARS	\$125.00	2 YEARS	-
3 YEARS	\$125.00	3 YEARS	-
4-5 YEARS	\$125.00	4-5 YEARS	-
KINDERGARTEN+	\$125.00	KINDERGARTEN+	-

1.7% of children whose parents work receive child care paid for by OKDHS subsidy.

- : no facilities operate in the county, - no data reported for county

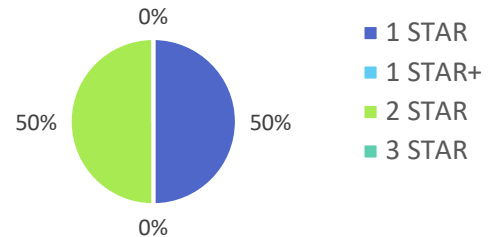
### EARLY EDUCATION

AGE	4 YEAR OLD PRE-KINDERGARTEN		KINDERGARTEN	
	½ DAY	FULL DAY	½ DAY	FULL DAY
# OF SITES	0	4	0	4
# ENROLLED	0	80	0	77

70.8% of 4 year olds are enrolled in a full or part day Pre-K program.

89.5% of 5 year olds are enrolled in a full or part day Kindergarten program.

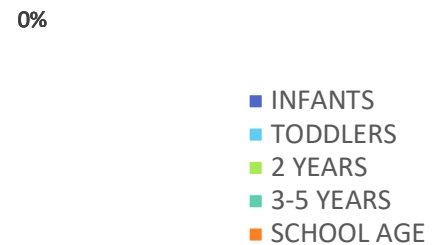
### QUALITY: STAR RATINGS FOR CHILD CARE FACILITIES



### AMOUNT OF CARE SOUGHT



### AGES FOR WHOM CARE IS SOUGHT



### NON-TRADITIONAL SCHEDULES SOUGHT

