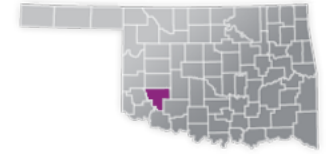




## KIOWA COUNTY

COUNTY SEAT: HOBART  
QUALITY RANK: 49



### NEED: CHILDREN NEEDING CARE WHILE PARENTS WORK

AGE	CHILD POPULATION	CHILDREN WITH WORKING PARENTS	
	NUMBER	NUMBER	PERCENT
0-5	645	362	56.1%
6-12	889	496	55.8%
0-12	1,534	858	55.9%

### AVAILABILITY: LICENSED CHILD CARE

	NUMBER OF FACILITIES	TOTAL CAPACITY	DHS SUBSIDY
COUNTY TOTAL	5	153	20.0%
CENTERS	2	127	50.0%
HOMES	3	26	0.0%

### AFFORDABILITY: CHILD CARE COST

CENTERS AVERAGE FULL-TIME WEEKLY		HOMES AVERAGE FULL-TIME WEEKLY	
UNDER 1	#	UNDER 1	\$137.50
1 YEAR	#	1 YEAR	\$137.50
2 YEARS	#	2 YEARS	\$137.50
3 YEARS	#	3 YEARS	\$137.50
4-5 YEARS	#	4-5 YEARS	\$125.00
KINDERGARTEN	#	KINDERGARTEN	\$100.00
SCHOOL AGE+	#	SCHOOL AGE+	#

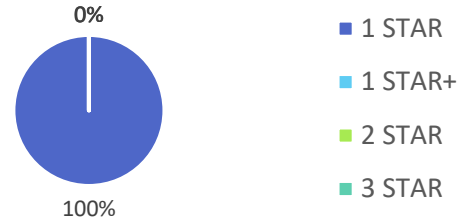
3.5% of children whose parents work receive childcare paid for by OKDHS subsidy.  
n/a: no facilities operate in the county, #: no data reported for county

### EARLY EDUCATION

AGE	4 YEAR OLD PRE-KINDERGARTEN		KINDERGARTEN	
	½ DAY	FULL DAY	½ DAY	FULL DAY
# OF SITES	1	4	0	5
# ENROLLED	2	82	0	121

92.3% of 4 year olds are enrolled in a full or part day Pre-K program.  
90.3% of 5 year olds are enrolled in a full or part day Kindergarten program.

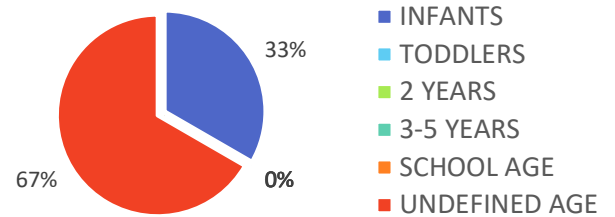
### QUALITY: STAR RATINGS FOR CHILD CARE FACILITIES



### AMOUNT OF CARE SOUGHT



### AGES FOR WHOM CARE IS SOUGHT



### NON-TRADITIONAL SCHEDULES SOUGHT

