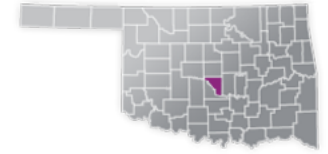




CLEVELAND COUNTY

COUNTY SEAT:
NORMAN

QUALITY RANK:
39



NEED: CHILDREN NEEDING CARE WHILE PARENTS WORK

AGE	CHILD POPULATION	CHILDREN WITH WORKING PARENTS	
	NUMBER	NUMBER	PERCENT
0-5	18,053	12,073	66.9%
6-12	23,264	16,829	72.3%
0-12	41,317	28,902	70.0%

AVAILABILITY: LICENSED CHILD CARE

	NUMBER OF FACILITIES	TOTAL CAPACITY	DHS SUBSIDY
COUNTY TOTAL	200	9,506	52.0%
CENTERS	102	8,678	66.7%
HOMES	98	828	36.7%

AFFORDABILITY: CHILD CARE COST

CENTERS AVERAGE FULL-TIME WEEKLY		HOMES AVERAGE FULL-TIME WEEKLY	
UNDER 1	\$198.32	UNDER 1	\$150.53
1 YEAR	\$180.55	1 YEAR	\$148.55
2 YEARS	\$171.92	2 YEARS	\$145.75
3 YEARS	\$162.90	3 YEARS	\$143.90
4-5 YEARS	\$155.21	4-5 YEARS	\$140.75
KINDERGARTEN	\$142.61	KINDERGARTEN	\$129.96
SCHOOL AGE+	\$121.23	SCHOOL AGE+	\$124.83

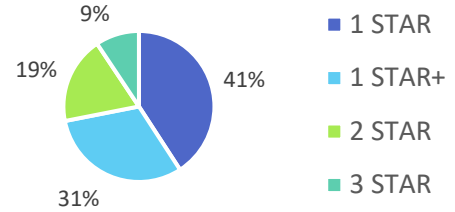
11.0% of children whose parents work receive childcare paid for by OKDHS subsidy.
n/a: no facilities operate in the county, #: no data reported for county

EARLY EDUCATION

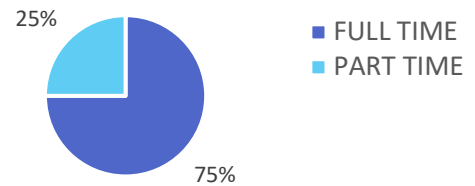
AGE	4 YEAR OLD PRE-KINDERGARTEN		KINDERGARTEN	
	½ DAY	FULL DAY	½ DAY	FULL DAY
# OF SITES	32	29	13	46
# ENROLLED	854	789	35	2,963

48.7% of 4 year olds are enrolled in a full or part day Pre-K program.
86.1% of 5 year olds are enrolled in a full or part day Kindergarten program.

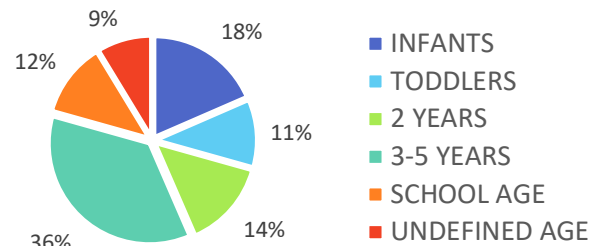
QUALITY: STAR RATINGS FOR CHILD CARE FACILITIES



AMOUNT OF CARE SOUGHT



AGES FOR WHOM CARE IS SOUGHT



NON-TRADITIONAL SCHEDULES SOUGHT

