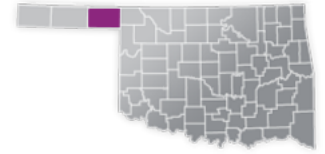




## BEAVER COUNTY

COUNTY SEAT:  
BEAVER

QUALITY RANK:  
75



### NEED: CHILDREN NEEDING CARE WHILE PARENTS WORK

AGE	CHILD POPULATION	CHILDREN WITH WORKING PARENTS	
	NUMBER	NUMBER	PERCENT
0-5	371	243	65.5%
6-12	574	399	69.6%
0-12	945	642	68.0%

### AVAILABILITY: LICENSED CHILD CARE

	NUMBER OF FACILITIES	TOTAL CAPACITY	DHS SUBSIDY
COUNTY TOTAL	2	14	0.0%
CENTERS	0	0	0.0%
HOMES	2	14	0.0%

### AFFORDABILITY: CHILD CARE COST

CENTERS AVERAGE FULL-TIME WEEKLY		HOMES AVERAGE FULL-TIME WEEKLY	
UNDER 1	n/a	UNDER 1	\$116.67
1 YEAR	n/a	1 YEAR	\$113.33
2 YEARS	n/a	2 YEARS	\$113.33
3 YEARS	n/a	3 YEARS	\$100.00
4-5 YEARS	n/a	4-5 YEARS	\$100.00
KINDERGARTEN	n/a	KINDERGARTEN	\$78.33
SCHOOL AGE+	n/a	SCHOOL AGE+	\$100.00

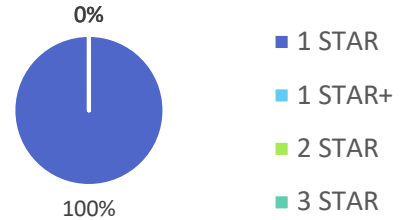
n/a of children whose parents work receive childcare paid for by OKDHS subsidy.  
n/a: no facilities operate in the county, #: no data reported for county

### EARLY EDUCATION

AGE	4 YEAR OLD PRE-KINDERGARTEN		KINDERGARTEN	
	½ DAY	FULL DAY	½ DAY	FULL DAY
# OF SITES	1	3	0	4
# ENROLLED	15	40	0	54

67.1% of 4 year olds are enrolled in a full or part day Pre-K program.  
56.3% of 5 year olds are enrolled in a full or part day Kindergarten program.


### QUALITY: STAR RATINGS FOR CHILD CARE FACILITIES



### AMOUNT OF CARE SOUGHT



### AGES FOR WHOM CARE IS SOUGHT



### NON-TRADITIONAL SCHEDULES SOUGHT

