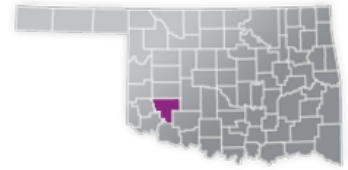




KIOWA COUNTY

COUNTY SEAT: KIOWA

QUALITY RANK: 67



NEED: CHILDREN NEEDING CARE WHILE PARENTS WORK

AGE	CHILD POPULATION	CHILDREN WITH WORKING PARENTS	
	NUMBER	NUMBER	PERCENT
0-5	697	371	53.2%
6-12	889	500	56.3%
0-12	1,586	871	54.9%

AVAILABILITY: LICENSED CHILD CARE

	NUMBER OF FACILITIES	TOTAL CAPACITY	DHS SUBSIDY
COUNTY TOTAL	3	28	n/a
CENTERS	n/a	n/a	n/a
HOMES	n/a	n/a	n/a

AFFORDABILITY: CHILD CARE COST

CENTERS AVERAGE FULL-TIME WEEKLY		HOMES AVERAGE FULL-TIME WEEKLY	
UNDER 1	-	UNDER 1	\$133.33
1 YEAR	-	1 YEAR	\$133.33
2 YEARS	-	2 YEARS	\$133.33
3 YEARS	-	3 YEARS	\$133.33
4-5 YEARS	-	4-5 YEARS	\$125.00
KINDERGARTEN+	-	KINDERGARTEN+	\$112.50

0% of children whose parents work receive child care paid for by OKDHS subsidy.

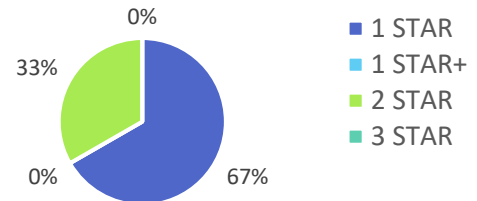
n/a: no facilities operate in the county, - no data reported for county

EARLY EDUCATION

AGE	4 YEAR OLD PRE-KINDERGARTEN		KINDERGARTEN	
	½ DAY	FULL DAY	½ DAY	FULL DAY
# OF SITES	1	4	0	4
# ENROLLED	2	107	0	123

119.8% of 4 year olds are enrolled in a full or part day Pre-K program.
91.8% of 5 year olds are enrolled in a full or part day Kindergarten program.

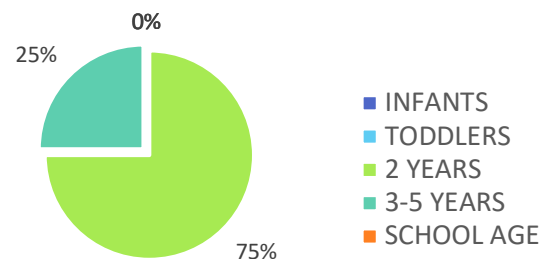
QUALITY: STAR RATINGS FOR CHILD CARE FACILITIES



AMOUNT OF CARE SOUGHT



AGES FOR WHOM CARE IS SOUGHT



NON-TRADITIONAL SCHEDULES SOUGHT

