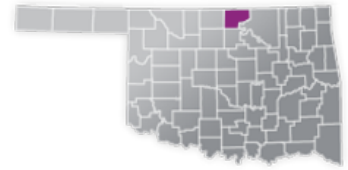


KAY COUNTY

COUNTY SEAT: KAY

QUALITY RANK: 49



NEED: CHILDREN NEEDING CARE WHILE PARENTS WORK

AGE	CHILD POPULATION	CHILDREN WITH WORKING PARENTS	
	NUMBER	NUMBER	PERCENT
0-5	3,510	2,239	63.8%
6-12	4,484	3,081	68.7%
0-12	7,994	5,320	66.5%

AVAILABILITY: LICENSED CHILD CARE

	NUMBER OF FACILITIES	TOTAL CAPACITY	DHS SUBSIDY
COUNTY TOTAL	51	973	n/a
CENTERS	n/a	n/a	n/a
HOMES	n/a	n/a	n/a

AFFORDABILITY: CHILD CARE COST

CENTERS AVERAGE FULL-TIME WEEKLY		HOMES AVERAGE FULL-TIME WEEKLY	
UNDER 1	\$146.54	UNDER 1	\$128.00
1 YEAR	\$142.53	1 YEAR	\$123.71
2 YEARS	\$131.28	2 YEARS	\$118.39
3 YEARS	\$127.84	3 YEARS	\$117.58
4-5 YEARS	\$122.22	4-5 YEARS	\$117.26
KINDERGARTEN+	\$112.25	KINDERGARTEN+	\$114.40

6.1% of children whose parents work receive child care paid for by OKDHS subsidy.

n/a: no facilities operate in the county, - no data reported for county

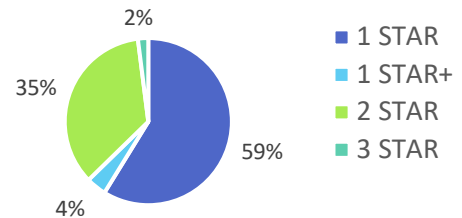
EARLY EDUCATION

AGE	4 YEAR OLD PRE-KINDERGARTEN		KINDERGARTEN	
	½ DAY	FULL DAY	½ DAY	FULL DAY
# OF SITES	1	6	0	12
# ENROLLED	7	435	0	541

68% of 4 year olds are enrolled in a full or part day Pre-K program.

84.7 % of 5 year olds are enrolled in a full or part day Kindergarten program.

QUALITY: STAR RATINGS FOR CHILD CARE FACILITIES

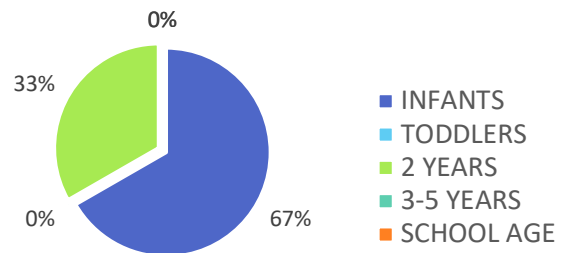


AMOUNT OF CARE SOUGHT

0%

- FULL TIME
- PART TIME
- BOTH

AGES FOR WHOM CARE IS SOUGHT



NON-TRADITIONAL SCHEDULES SOUGHT

0%

- AFTER SCHOOL
- BEFORE SCHOOL
- 24 HOUR
- EVENING
- OVERNIGHT
- WEEKENDS