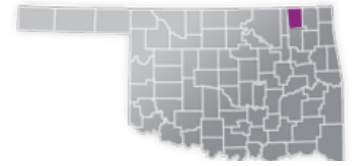




NOWATA COUNTY

COUNTY SEAT: NOWATA

QUALITY RANK: 1



NEED: CHILDREN NEEDING CARE WHILE PARENTS WORK

AGE	CHILD POPULATION	CHILDREN WITH WORKING PARENTS	
	NUMBER	NUMBER	PERCENT
0-5	668	439	65.7%
6-12	1,035	690	66.6%
0-12	1,703	1,129	66.3%

AVAILABILITY: LICENSED CHILD CARE

	NUMBER OF FACILITIES	TOTAL CAPACITY	DHS SUBSIDY
COUNTY TOTAL	2	103	n/a
CENTERS	n/a	n/a	n/a
HOMES	n/a	n/a	n/a

AFFORDABILITY: CHILD CARE COST

CENTERS AVERAGE FULL-TIME WEEKLY		HOMES AVERAGE FULL-TIME WEEKLY	
UNDER 1	\$175.00	UNDER 1	-
1 YEAR	\$162.50	1 YEAR	-
2 YEARS	\$147.50	2 YEARS	-
3 YEARS	\$135.00	3 YEARS	-
4-5 YEARS	\$132.50	4-5 YEARS	-
KINDERGARTEN+	\$125.00	KINDERGARTEN+	-

3.0% of children whose parents work receive child care paid for by OKDHS subsidy.

n/a: no facilities operate in the county, - no data reported for county

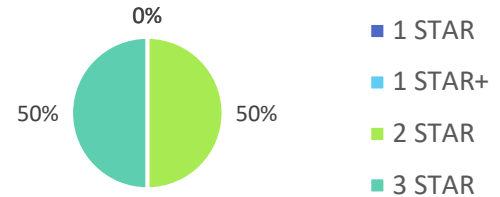
EARLY EDUCATION

AGE	4 YEAR OLD PRE-KINDERGARTEN		KINDERGARTEN	
	½ DAY	FULL DAY	½ DAY	FULL DAY
# OF SITES	0	3	0	3
# ENROLLED	0	91	0	115

77.1% of 4 year olds are enrolled in a full or part day Pre-K program.

92.7% of 5 year olds are enrolled in a full or part day Kindergarten program.

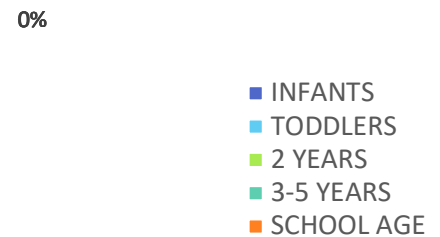
QUALITY: STAR RATINGS FOR CHILD CARE FACILITIES



AMOUNT OF CARE SOUGHT



AGES FOR WHOM CARE IS SOUGHT



NON-TRADITIONAL SCHEDULES SOUGHT

