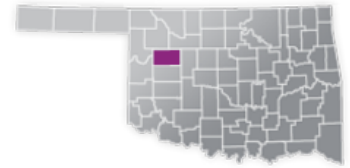




## DELAWARE COUNTY

COUNTY SEAT:  
TALOGA

QUALITY RANK: 71



### NEED: CHILDREN NEEDING CARE WHILE PARENTS WORK

AGE	CHILD POPULATION	CHILDREN WITH WORKING PARENTS	
	NUMBER	NUMBER	PERCENT
0-5	385	173	44.9%
6-12	505	262	51.8%
0-12	890	435	48.8%

### AVAILABILITY: LICENSED CHILD CARE

	NUMBER OF FACILITIES	TOTAL CAPACITY	DHS SUBSIDY
COUNTY TOTAL	3	21	n/a
CENTERS	n/a	n/a	n/a
HOMES	n/a	n/a	n/a

### AFFORDABILITY: CHILD CARE COST

CENTERS AVERAGE FULL-TIME WEEKLY		HOMES AVERAGE FULL-TIME WEEKLY	
UNDER 1	-	UNDER 1	\$125.00
1 YEAR	-	1 YEAR	\$117.50
2 YEARS	-	2 YEARS	\$117.50
3 YEARS	-	3 YEARS	\$117.50
4-5 YEARS	-	4-5 YEARS	\$115.50
KINDERGARTEN+	-	KINDERGARTEN+	\$95

5.5% of children whose parents work receive child care paid for by OKDHS subsidy.

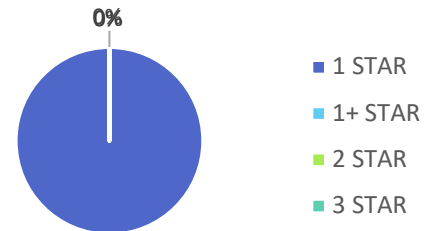
n/a: no facilities operate in the county, - no data reported for county

### EARLY EDUCATION

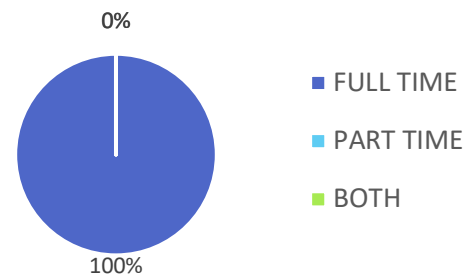
AGE	4 YEAR OLD PRE-KINDERGARTEN		KINDERGARTEN	
	½ DAY	FULL DAY	½ DAY	FULL DAY
# OF SITES	0	3	0	3
# ENROLLED	0	61	0	72

91% of 4 year-olds are enrolled in a full or part day Pre-K program.  
100% of 5 year-olds are enrolled in a full or part day Kindergarten program.

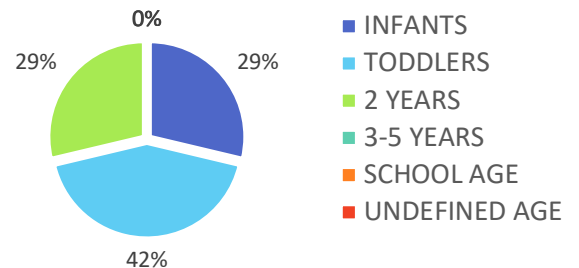
### QUALITY: STAR RATINGS FOR CHILD CARE FACILITIES



### AMOUNT OF CARE SOUGHT



### AGES FOR WHOM CARE IS SOUGHT



### NON-TRADITIONAL SCHEDULES SOUGHT

