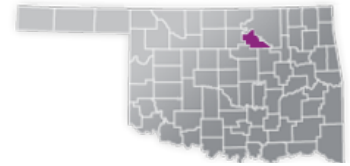




PAWNEE COUNTY

COUNTY SEAT: PAWNEE

QUALITY RANK: 48



NEED: CHILDREN NEEDING CARE WHILE PARENTS WORK

AGE	CHILD POPULATION	CHILDREN WITH WORKING PARENTS	
	NUMBER	NUMBER	PERCENT
0-5	1,143	622	54.4%
6-12	1,635	1,049	64.2%
0-12	2,778	1,671	60.2%

AVAILABILITY: LICENSED CHILD CARE

	NUMBER OF FACILITIES	TOTAL CAPACITY	DHS SUBSIDY
COUNTY TOTAL	6	115	n/a
CENTERS	n/a	n/a	n/a
HOMES	n/a	n/a	n/a

AFFORDABILITY: CHILD CARE COST

CENTERS AVERAGE FULL-TIME WEEKLY		HOMES AVERAGE FULL-TIME WEEKLY	
UNDER 1	\$132.50	UNDER 1	\$129.45
1 YEAR	\$122.50	1 YEAR	\$119.51
2 YEARS	\$110.00	2 YEARS	\$116.18
3 YEARS	\$110.00	3 YEARS	\$116.18
4-5 YEARS	\$105.00	4-5 YEARS	\$107.85
KINDERGARTEN+	\$105.00	KINDERGARTEN+	\$106.67

0.2% of children whose parents work receive child care paid for by OKDHS subsidy.

n/a: no facilities operate in the county, - no data reported for county

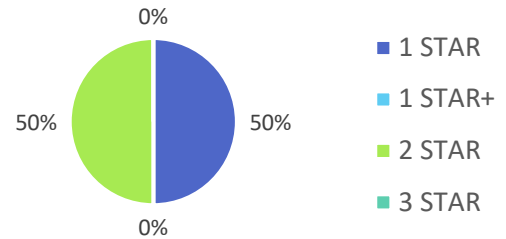
EARLY EDUCATION

AGE	4 YEAR OLD PRE-KINDERGARTEN		KINDERGARTEN	
	½ DAY	FULL DAY	½ DAY	FULL DAY
# OF SITES	0	3	0	3
# ENROLLED	0	165	0	183

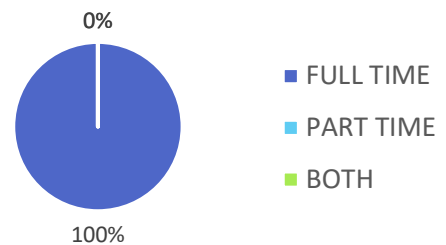
80.5% of 4 year olds are enrolled in a full or part day Pre-K program.

83.6% of 5 year olds are enrolled in a full or part day Kindergarten program.

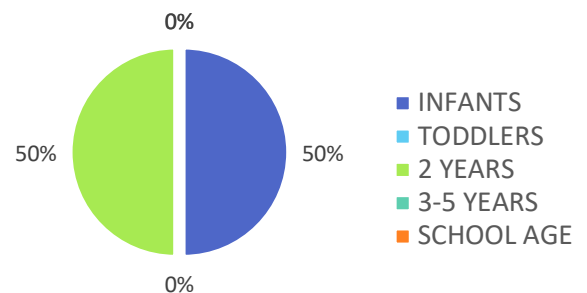
QUALITY: STAR RATINGS FOR CHILD CARE FACILITIES



AMOUNT OF CARE SOUGHT



AGES FOR WHOM CARE IS SOUGHT



NON-TRADITIONAL SCHEDULES SOUGHT

