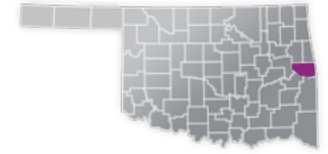




SEQUOYAH COUNTY

COUNTY SEAT: SALLISAW

QUALITY RANK: 41



NEED: CHILDREN NEEDING CARE WHILE PARENTS WORK

AGE	CHILD POPULATION	CHILDREN WITH WORKING PARENTS	
	NUMBER	NUMBER	PERCENT
0-5	2,901	1,852	63.8%
6-12	4,279	2,970	69.4%
0-12	7,180	4,822	67.2%

AVAILABILITY: LICENSED CHILD CARE

	NUMBER OF FACILITIES	TOTAL CAPACITY	DHS SUBSIDY
COUNTY TOTAL	24	997	58.3%
CENTERS	17	928	52.9%
HOMES	7	69	71.4%

AFFORDABILITY: CHILD CARE COST

CENTERS AVERAGE FULL-TIME WEEKLY		HOMES AVERAGE FULL-TIME WEEKLY	
UNDER 1	\$165.38	UNDER 1	\$112.50
1 YEAR	\$153.63	1 YEAR	\$112.50
2 YEARS	\$138.81	2 YEARS	\$112.50
3 YEARS	\$136.94	3 YEARS	\$112.50
4-5 YEARS	\$112.50	4-5 YEARS	\$112.50
KINDERGARTEN	\$107.50	KINDERGARTEN	\$112.50
SCHOOL AGE+	\$96.13	SCHOOL AGE+	\$113.33

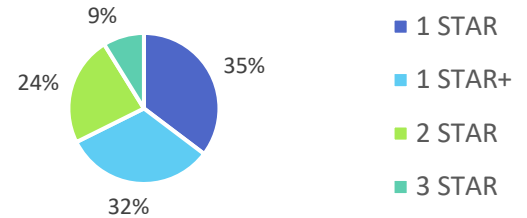
5.6% of children whose parents work receive childcare paid for by OKDHS subsidy.
n/a: no facilities operate in the county, #: no data reported for county

EARLY EDUCATION

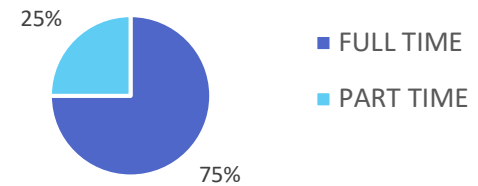
AGE	4 YEAR OLD PRE-KINDERGARTEN		KINDERGARTEN	
	½ DAY	FULL DAY	½ DAY	FULL DAY
# OF SITES	0	13	0	15
# ENROLLED	0	420	0	565

72.4% of 4 year olds are enrolled in a full or part day Pre-K program.
91.6% of 5 year olds are enrolled in a full or part day Kindergarten program.

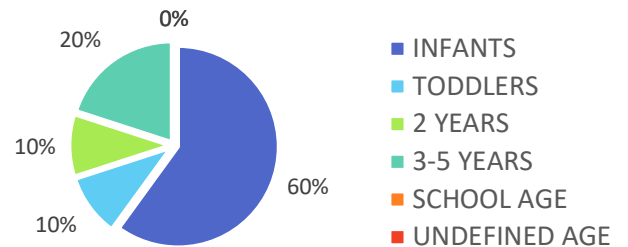
QUALITY: STAR RATINGS FOR CHILD CARE FACILITIES



AMOUNT OF CARE SOUGHT



AGES FOR WHOM CARE IS SOUGHT



NON-TRADITIONAL SCHEDULES SOUGHT

