



OTTAWA COUNTY

COUNTY SEAT:
MIAMI

QUALITY RANK:
31



NEED: CHILDREN NEEDING CARE WHILE PARENTS WORK

AGE	CHILD POPULATION	CHILDREN WITH WORKING PARENTS	
	NUMBER	NUMBER	PERCENT
0-5	2,500	1,780	71.2%
6-12	3,021	2,082	68.9%
0-12	5,521	3,862	69.9%

AVAILABILITY: LICENSED CHILD CARE

	NUMBER OF FACILITIES	TOTAL CAPACITY	DHS SUBSIDY
COUNTY TOTAL	19	739	73.7%
CENTERS	10	656	100.0%
HOMES	9	83	44.4%

AFFORDABILITY: CHILD CARE COST

CENTERS AVERAGE FULL-TIME WEEKLY		HOMES AVERAGE FULL-TIME WEEKLY	
UNDER 1	\$184.64	UNDER 1	\$114.44
1 YEAR	\$165.06	1 YEAR	\$111.98
2 YEARS	\$162.25	2 YEARS	\$109.92
3 YEARS	\$154.38	3 YEARS	\$108.75
4-5 YEARS	\$147.19	4-5 YEARS	\$108.75
KINDERGARTEN	\$114.50	KINDERGARTEN	\$100.75
SCHOOL AGE+	\$96.25	SCHOOL AGE+	\$95.90

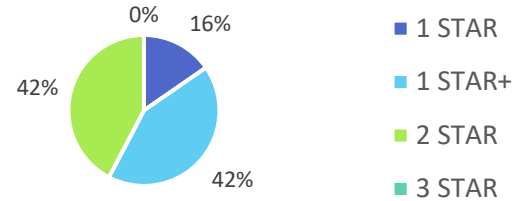
7.5% of children whose parents work receive childcare paid for by OKDHS subsidy.
n/a: no facilities operate in the county, #: no data reported for county

EARLY EDUCATION

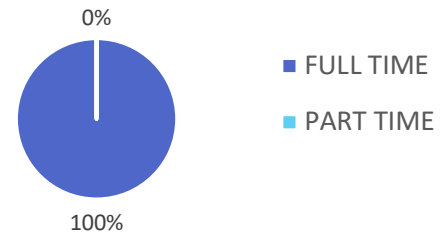
AGE	4 YEAR OLD PRE-KINDERGARTEN		KINDERGARTEN	
	½ DAY	FULL DAY	½ DAY	FULL DAY
# OF SITES	0	7	0	10
# ENROLLED	0	277	0	402

64.6% of 4 year olds are enrolled in a full or part day Pre-K program.
100.0% of 5 year olds are enrolled in a full or part day Kindergarten program.

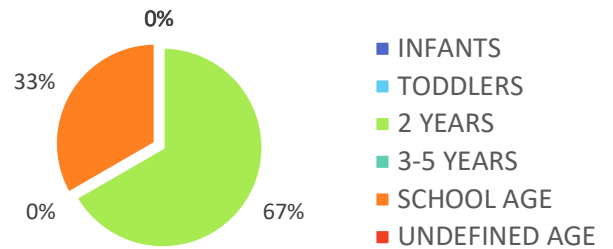
QUALITY: STAR RATINGS FOR CHILD CARE FACILITIES



AMOUNT OF CARE SOUGHT



AGES FOR WHOM CARE IS SOUGHT



NON-TRADITIONAL SCHEDULES SOUGHT

