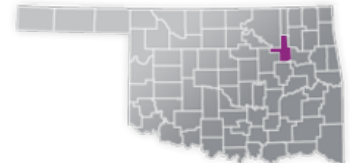


## TULSA COUNTY

COUNTY SEAT: TULSA

QUALITY RANK: 22



### NEED: CHILDREN NEEDING CARE WHILE PARENTS WORK

AGE	CHILD POPULATION	CHILDREN WITH WORKING PARENTS	
	NUMBER	NUMBER	PERCENT
0-5	53,570	34,013	63.5%
6-12	59,707	42,079	70.5%
0-12	113,277	76,092	67.2%

### AVAILABILITY: LICENSED CHILD CARE

	NUMBER OF FACILITIES	TOTAL CAPACITY	DHS SUBSIDY
COUNTY TOTAL	391	17,182	n/a
CENTERS	n/a	n/a	n/a
HOMES	n/a	n/a	n/a

### AFFORDABILITY: CHILD CARE COST

CENTERS AVERAGE FULL-TIME WEEKLY		HOMES AVERAGE FULL-TIME WEEKLY	
UNDER 1	\$201.52	UNDER 1	\$153.72
1 YEAR	\$186.35	1 YEAR	\$149.33
2 YEARS	\$173.60	2 YEARS	\$142.06
3 YEARS	\$165.15	3 YEARS	\$139.58
4-5 YEARS	\$155.61	4-5 YEARS	\$132.25
KINDERGARTEN+	\$137.13	KINDERGARTEN+	\$124.09

5.9% of children whose parents work receive child care paid for by OKDHS subsidy.

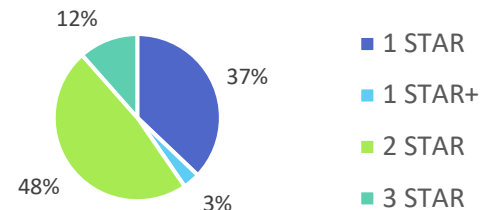
n/a: no facilities operate in the county, - no data reported for county

### EARLY EDUCATION

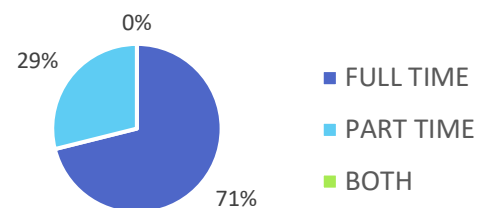
AGE	4 YEAR OLD PRE-KINDERGARTEN		KINDERGARTEN	
	½ DAY	FULL DAY	½ DAY	FULL DAY
# OF SITES	12	95	0	112
# ENROLLED	578	6,082	0	9,215

73.7% of 4 year-olds are enrolled in a full or part day Pre-K program.  
103.9% of 5 year-olds are enrolled in a full or part day Kindergarten program.

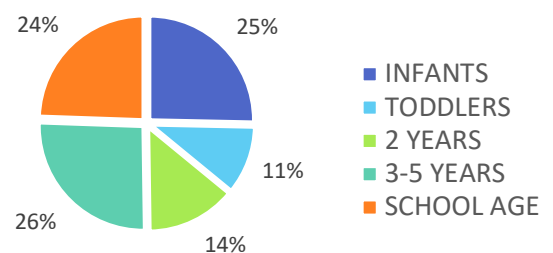
### QUALITY: STAR RATINGS FOR CHILD CARE FACILITIES



### AMOUNT OF CARE SOUGHT



### AGES FOR WHOM CARE IS SOUGHT



### NON-TRADITIONAL SCHEDULES SOUGHT

