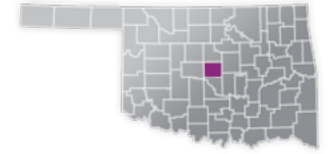




## OKLAHOMA COUNTY

COUNTY SEAT:  
OKLAHOMA CITY

QUALITY  
RANK: 20



### NEED: CHILDREN NEEDING CARE WHILE PARENTS WORK

AGE	CHILD POPULATION	CHILDREN WITH WORKING PARENTS	
	NUMBER	NUMBER	PERCENT
0-5	66,974	43,391	64.8%
6-12	69,544	48,806	70.2%
0-12	136,518	92,197	67.5%

### AVAILABILITY: LICENSED CHILD CARE

	NUMBER OF FACILITIES	TOTAL CAPACITY	DHS SUBSIDY
COUNTY TOTAL	668	29,542	67.5%
CENTERS	304	26,091	74.3%
HOMES	364	3,451	61.8%

### AFFORDABILITY: CHILD CARE COST

CENTERS AVERAGE FULL-TIME WEEKLY		HOMES AVERAGE FULL-TIME WEEKLY	
UNDER 1	\$196.28	UNDER 1	\$165.18
1 YEAR	\$179.96	1 YEAR	\$155.89
2 YEARS	\$168.74	2 YEARS	\$150.04
3 YEARS	\$159.84	3 YEARS	\$145.82
4-5 YEARS	\$149.78	4-5 YEARS	\$139.96
KINDERGARTEN	\$135.77	KINDERGARTEN	\$129.30
SCHOOL AGE+	\$109.64	SCHOOL AGE+	\$116.94

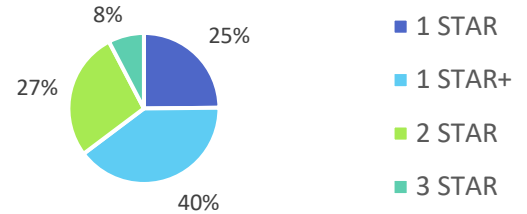
16.1% of children whose parents work receive childcare paid for by OKDHS subsidy.  
n/a: no facilities operate in the county, #: no data reported for county

### EARLY EDUCATION

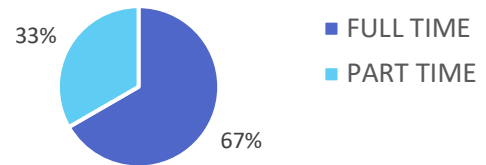
AGE	4 YEAR OLD PRE-KINDERGARTEN		KINDERGARTEN	
	½ DAY	FULL DAY	½ DAY	FULL DAY
# OF SITES	13	101	1	165
# ENROLLED	541	8,306	1	13,118

80.8% of 4 year olds are enrolled in a full or part day Pre-K program.  
100.0% of 5 year olds are enrolled in a full or part day Kindergarten program.

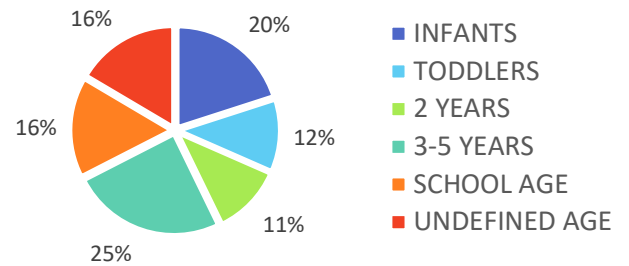
### QUALITY: STAR RATINGS FOR CHILD CARE FACILITIES



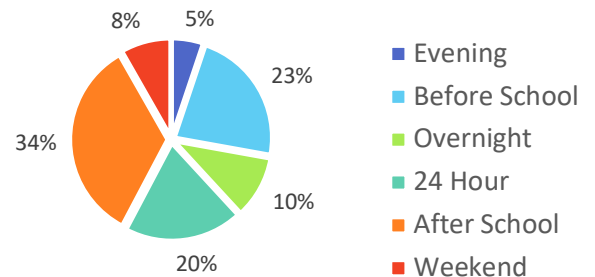
### AMOUNT OF CARE SOUGHT



### AGES FOR WHOM CARE IS SOUGHT



### NON-TRADITIONAL SCHEDULES SOUGHT



FOR INFO ABOUT CHILD CARE IN THIS COUNTY CONTACT: Oklahoma Child Care Resource & Referral Association

405-942-5001 | [www.oklahomachildcare.org](http://www.oklahomachildcare.org)