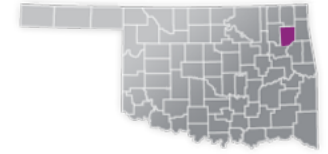




## MAYES COUNTY

COUNTY SEAT: PRYOR  
QUALITY RANK: 54



### NEED: CHILDREN NEEDING CARE WHILE PARENTS WORK

AGE	CHILD POPULATION	CHILDREN WITH WORKING PARENTS	
	NUMBER	NUMBER	PERCENT
0-5	2,902	1,595	55.0%
6-12	4,041	2,880	71.3%
0-12	6,943	4,475	64.5%

### AVAILABILITY: LICENSED CHILD CARE

	NUMBER OF FACILITIES	TOTAL CAPACITY	DHS SUBSIDY
COUNTY TOTAL	12	306	66.7%
CENTERS	7	261	85.7%
HOMES	5	45	40.0%

### AFFORDABILITY: CHILD CARE COST

CENTERS AVERAGE FULL-TIME WEEKLY		HOMES AVERAGE FULL-TIME WEEKLY	
UNDER 1	\$155.00	UNDER 1	\$119.50
1 YEAR	\$139.00	1 YEAR	\$119.50
2 YEARS	\$131.25	2 YEARS	\$116.88
3 YEARS	\$128.75	3 YEARS	\$116.88
4-5 YEARS	\$105.75	4-5 YEARS	\$112.25
KINDERGARTEN	\$105.75	KINDERGARTEN	\$108.00
SCHOOL AGE+	\$81.00	SCHOOL AGE+	\$100.50

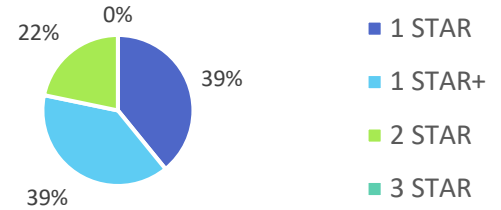
4.3% of children whose parents work receive childcare paid for by OKDHS subsidy.  
n/a: no facilities operate in the county, #: no data reported for county

### EARLY EDUCATION

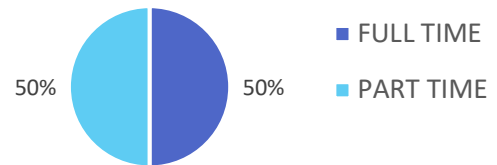
AGE	4 YEAR OLD PRE-KINDERGARTEN		KINDERGARTEN	
	½ DAY	FULL DAY	½ DAY	FULL DAY
# OF SITES	2	10	0	12
# ENROLLED	3	371	0	464

66.9% of 4 year olds are enrolled in a full or part day Pre-K program.  
85.0% of 5 year olds are enrolled in a full or part day Kindergarten program.

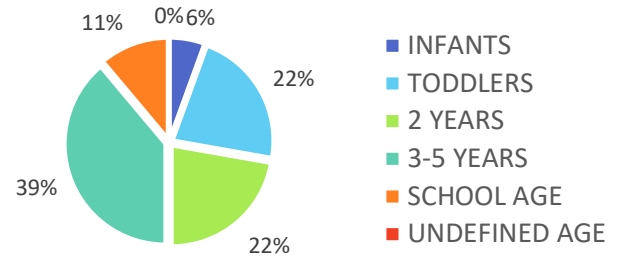
### QUALITY: STAR RATINGS FOR CHILD CARE FACILITIES



### AMOUNT OF CARE SOUGHT



### AGES FOR WHOM CARE IS SOUGHT



### NON-TRADITIONAL SCHEDULES SOUGHT

