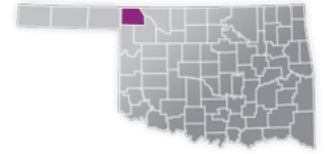




## HARPER COUNTY

COUNTY SEAT: **BUFFALO**      QUALITY RANK: **51**



### NEED: CHILDREN NEEDING CARE WHILE PARENTS WORK

AGE	CHILD POPULATION	CHILDREN WITH WORKING PARENTS	
	NUMBER	NUMBER	PERCENT
0-5	275	129	46.9%
6-12	329	224	68.1%
0-12	604	353	58.4%

### AVAILABILITY: LICENSED CHILD CARE

	NUMBER OF FACILITIES	TOTAL CAPACITY	DHS SUBSIDY
COUNTY TOTAL	3	37	33.3%
CENTERS	2	30	50.0%
HOMES	1	7	0.0%

### AFFORDABILITY: CHILD CARE COST

CENTERS AVERAGE FULL-TIME WEEKLY		HOMES AVERAGE FULL-TIME WEEKLY	
UNDER 1	\$100.00	UNDER 1	\$90.00
1 YEAR	\$100.00	1 YEAR	\$90.00
2 YEARS	\$100.00	2 YEARS	\$90.00
3 YEARS	\$100.00	3 YEARS	\$90.00
4-5 YEARS	\$100.00	4-5 YEARS	\$90.00
KINDERGARTEN	#	KINDERGARTEN	#
SCHOOL AGE+	#	SCHOOL AGE+	#

#VALUE! of children whose parents work receive childcare paid for by OKDHS subsidy.

n/a: no facilities operate in the county, #: no data reported for county

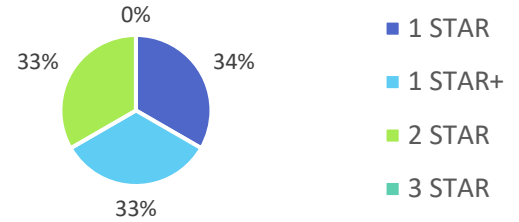
### EARLY EDUCATION

AGE	4 YEAR OLD PRE-KINDERGARTEN		KINDERGARTEN	
	½ DAY	FULL DAY	½ DAY	FULL DAY
# OF SITES	1	1	0	2
# ENROLLED	17	11	0	70

48.3% of 4 year olds are enrolled in a full or part day Pre-K program.

100.0% of 5 year olds are enrolled in a full or part day Kindergarten program.


### QUALITY: STAR RATINGS FOR CHILD CARE FACILITIES



### AMOUNT OF CARE SOUGHT



### AGES FOR WHOM CARE IS SOUGHT



### NON-TRADITIONAL SCHEDULES SOUGHT

