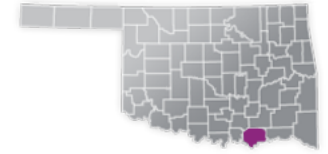




BRYAN COUNTY

COUNTY SEAT: DURANT
QUALITY RANK: 4



NEED: CHILDREN NEEDING CARE WHILE PARENTS WORK

AGE	CHILD POPULATION	CHILDREN WITH WORKING PARENTS	
	NUMBER	NUMBER	PERCENT
0-5	3,313	2,063	62.3%
6-12	3,853	2,591	67.2%
0-12	7,166	4,654	64.9%

AVAILABILITY: LICENSED CHILD CARE

	NUMBER OF FACILITIES	TOTAL CAPACITY	DHS SUBSIDY
COUNTY TOTAL	40	1,365	42.5%
CENTERS	23	1,226	47.8%
HOMES	17	139	35.3%

AFFORDABILITY: CHILD CARE COST

CENTERS AVERAGE FULL-TIME WEEKLY		HOMES AVERAGE FULL-TIME WEEKLY	
UNDER 1	\$170.50	UNDER 1	\$128.33
1 YEAR	\$160.60	1 YEAR	\$126.15
2 YEARS	\$151.00	2 YEARS	\$130.00
3 YEARS	\$150.00	3 YEARS	\$128.33
4-5 YEARS	\$131.25	4-5 YEARS	\$123.64
KINDERGARTEN	\$98.00	KINDERGARTEN	\$126.25
SCHOOL AGE+	\$88.00	SCHOOL AGE+	\$126.25

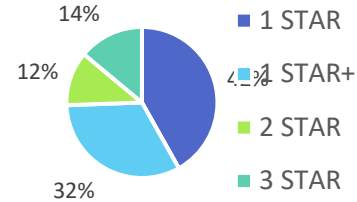
5.1% of children whose parents work receive childcare paid for by OKDHS subsidy.
n/a: no facilities operate in the county, #: no data reported for county

EARLY EDUCATION

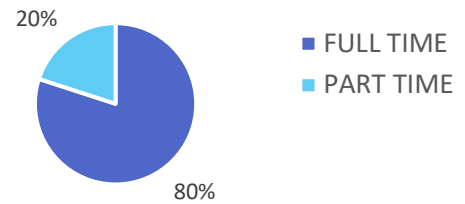
AGE	4 YEAR OLD PRE-KINDERGARTEN		KINDERGARTEN	
	½ DAY	FULL DAY	½ DAY	FULL DAY
# OF SITES	0	8	0	9
# ENROLLED	0	490	0	591

87.0% of 4 year olds are enrolled in a full or part day Pre-K program.
100.0% of 5 year olds are enrolled in a full or part day Kindergarten program.

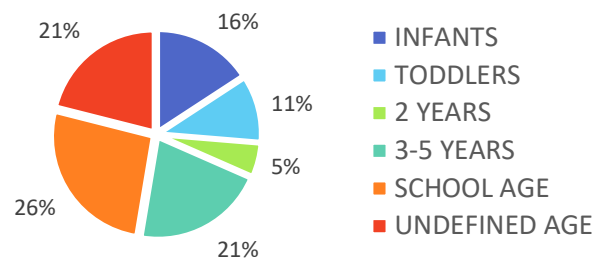
QUALITY: STAR RATINGS FOR CHILD CARE FACILITIES



AMOUNT OF CARE SOUGHT



AGES FOR WHOM CARE IS SOUGHT



NON-TRADITIONAL SCHEDULES SOUGHT

