

OKLAHOMA CHILD CARE & EARLY EDUCATION DATA

★ STATE PROFILE

Oklahoma State

State Capitol: Oklahoma City

State Summary - PDF

Select Another County Select County



Download PDF



Need Children Needing Care While Parents Work

Age	Child Population		Children With Working Parents	
	Number	Percent	Number	Percent
0-5	316,926	58.3%	184,640	58.3%
6-12	340,921	67.9%	231,357	67.9%
0-12	657,847	63.2%	415,997	63.2%

Quality

Star Ratings For Child Care Facilities



89.0% of children receiving DHS subsidies receive child care in 2 or 3 star facilities.

Availability

Licensed Child Care

	Number of Facilities	Total Capacity	% Facilities with Waiting List	% Facilities accepting DHS Subsidies
County Total	4,696	137,973	58.3%	60.1%
Centers	1,793	112,613	68.3%	64.4%
Homes	2,903	25,360	51.9%	57.4%

Affordability

Child Care Cost

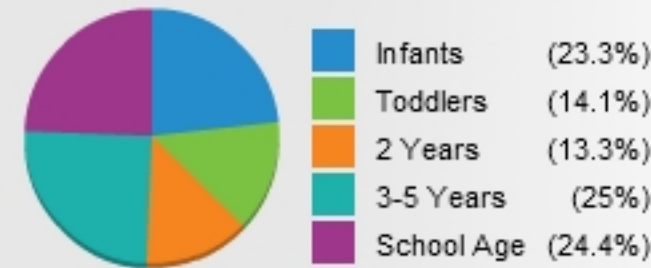
	Centers Average Full Time Weekly	Homes Average Full Time Weekly
Under 1	\$130.06	Under 1 \$106.32
1 Year	\$120.05	1 Year \$103.65
2 Years	\$111.01	2 Years \$96.36
3 Years	\$103.87	3 Years \$94.10
4-5 Years	\$95.89	4-5 Years \$90.45
Kindergarten+	#	Kindergarten+ #

9.3% of children whose parents work receive child care paid for by OKDHS subsidy.

(1) All Counties: See Methodology and Sources for guidelines used to calculate each variable.
(2) = MRS sample averaged two or less respondents.
N/A = No Centers Operate In County
= Indicates No Response

Requests To R&R

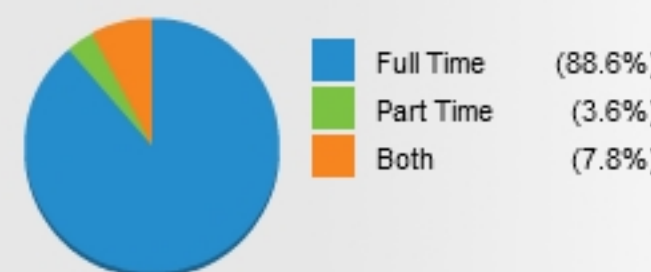
Ages for Whom Care is Sought



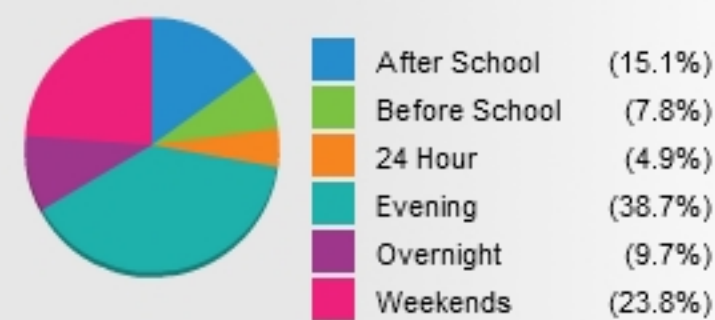
Received requests for providers serving children with special needs.

Received requests for providers speaking a specific non-English language or sign language. N/A

Amount of Care Sought



Non Traditional Schedules Sought



Early Education

	4 Year Old Pre-Kindergarten		Kindergarten	
	1/2 DAY	FULL DAY	1/2 DAY	FULL DAY
NO. of Programs	132	428	41	509
NO. Enrolled	16,023	19,893	7,055	43,443

70.7% of 4 year olds are enrolled in a full or part day Pre-K program.

100.00% of 5 year olds are enrolled in a full or part day Kindergarten program.